

Employment Statistics for Case Managers											Dec-24
CMO	Month	Case Managers					Turnover				
		Number on the First Day of the Month	New Hires	Number of Terminations	Number on Last Day of the Month	Net Change	Monthly	Calendar Year-to-Date	Fiscal Year-to-Date	Rolling Year (12-Month)	
Anchorage	Dec-24	13	1	0	14	1	0.0%	34.5%	20.7%	34.5%	
Camelot - Case Management & Adoptions	Dec-24	33	1	2	32	-1	6.2%	60.6%	38.2%	60.6%	
DISC Village	Dec-24	7	0	0	7	0	0.0%	63.2%	52.6%	63.2%	
Families First Network (FFN) - Case Management & Adoptions	Dec-24	106	2	8	100	-6	7.8%	57.0%	29.3%	57.0%	
Twin Oaks - Case Management & Adoptions	Dec-24	29	2	1	30	1	3.4%	61.0%	25.5%	61.0%	
NWF Health Network	Dec-24	188	6	11	183	-5	5.9%	56.8%	30.9%	56.8%	

Employment Statistics for Case Manager Supervisors											Dec-24
CMO	Month	Case Manager Supervisors					Turnover				
		Number on the First Day of the Month	New Hires	Number of Terminations	Number on Last Day of the Month	Net Change	Monthly	Calendar Year-to-Date	Fiscal Year-to-Date	Rolling Year (12-Month)	
Anchorage	Dec-24	3	0	0	3	0	0.0%	0.0%	0.0%	0.0%	
Camelot - Case Management & Adoptions	Dec-24	6	1	0	7	1	0.0%	71.4%	28.6%	71.4%	
DISC Village	Dec-24	2	0	0	2	0	0.0%	50.0%	50.0%	50.0%	
Families First Network (FFN) - Case Management & Adoptions	Dec-24	22	0	0	22	0	0.0%	13.0%	9.1%	13.0%	
Twin Oaks - Case Management & Adoptions	Dec-24	6	0	1	5	-1	18.2%	54.5%	36.4%	54.5%	
NWF Health Network	Dec-24	39	1	1	39	0	2.6%	29.6%	17.7%	29.6%	

Caseload Averages ^{1, 4}											Dec-24
CMO/ Circuit/ Agency	Date	Case Managers		Children	Caseloads						
		Case Managers Taking Cases ²	Funded Case Manager/ Specialist FTEs ³	Children Assigned for Primary Supervision	Average Number of Children per Case Manager taking cases	Average Number of Children per funded FTE	# of Case Managers with >25 Children	% of Case Managers with >25 Children			
Anchorage	12/31/2024	14	16	173	12.4	10.8	0	0.0%			
Camelot Case Management	12/31/2024	23	38	422	18.3	11.1	8	34.8%			
Camelot Adoptions	12/31/2024	4	3	21	5.3	7.0	0	0.0%			
DISC Village	12/31/2024	8	11	98	12.3	8.9	0	0.0%			
FamiliesFirst Network (FFN) Case Management	12/31/2024	91	110.75	1717	18.9	15.5	20	22.0%			
FamiliesFirst Network (FFN) Adoptions	12/31/2024	15	20	75	5.0	3.8	0	0.0%			
Twin Oaks Case Management	12/31/2024	21	23	244	11.6	10.6	2	9.5%			
Twin Oaks Adoptions	12/31/2024	8	7	73	9.1	10.4	0	0.0%			
Circuit 1	12/31/2024	106	130.75	1792	16.9	13.7	20	18.9%			
Circuit 2	12/31/2024	35	52	541	15.5	10.4	8	22.9%			
Circuit 14	12/31/2024	43	46	490	11.4	10.7	2	4.7%			
NWF Health Network	12/31/2024	184	228.75	2823	15.3	12.3	30	16.3%			

¹Change in Source Report beginning with February-2023 data. Source: NWFHN ad hoc report "NWFHN Caseload Report" derived from FSFN

²Based on individuals with primary assignments in FSFN

³FTE Updates: 8/23- Anchorage increased from 14 to 16. 6/23- FFN corrected from 120 to 136; Twin Oaks corrected from 35 to 37. 5/23- FFN corrected from 119 to 110.75 (new contract). 7/24- Twin Oaks reduced from 24 to 23 case management FTE's. Disc reduced from 13 to 11 case management FTE's. Camelot CM FTE's increased from 36 to 38 and their adoptions FTE's decreased from 5 to 3. Overall NWF positions decreased from 228.75 to 225.75. 10/24- FFN Adoptions positions increased from 17 to 20 which increased overall NWF positions from 225.75 to 228.75.

⁴11/23- Caseload averages were separated for adoptions and case management for agencies that provide both services.

	Children in Unlicensed Placements ¹	Non-Judicial to Judicial Cases ²	Children's Legal Staffing Rates - Attorney ³	Children's Legal Staffing Rates - Support Staff ³	Percentage of Required Home Visits ⁴
FamiliesFirst Network Case Management	0		-	-	99.7%
FamiliesFirst Network Adoptions	0		-	-	98.0%
NWF Health Network - West/ Circuit 1	0		82.35%	100.00%	99.6%
Camelot Case Management	0		-	-	99.6%
Camelot Adoptions	0		-	-	100.0%
Disc	0		-	-	100.0%
Circuit 2	0		-	-	99.7%
Twin Oaks Case Management	0		-	-	100.0%
Twin Oaks Adoptions	0		-	-	100.0%
Anchorage	1		-	-	99.9%
Circuit 14	1		-	-	100.0%
NWF Health Network - East	1		87.50%	100.00%	99.8%
Northwest Region	1		-	-	99.7%

	Family Support Services			In-Home Services			Out-of-Home Services		
	Number of Children	Number of Families	Percent of Families	Number of Children	Number of Families	Percent of Families	Number of Children	Number of Families	Percent of Families
FamiliesFirst Network Case Management	-	-	-	747	344	40.0%	963	516	60.0%
FamiliesFirst Network Adoptions	-	-	-	0	0	0.0%	71	45	100.0%
NWF Health Network - West/ Circuit 1	85	45	4.7%	757	350	36.6%	1034	561	58.7%
Camelot Case Management	-	-	-	162	85	36.3%	258	149	63.7%
Camelot Adoptions	-	-	-	0	0	0.0%	16	12	100.0%
Disc	-	-	-	56	31	53.4%	37	27	46.6%
Circuit 2	28	13	3.9%	257	130	39.2%	312	189	56.9%
Twin Oaks Case Management	-	-	-	85	53	37.6%	156	88	62.4%
Twin Oaks Adoptions	-	-	-	0	0	0.0%	66	48	100.0%
Anchorage	-	-	-	63	31	33.7%	110	61	66.3%
Circuit 14	49	62	17.9%	156	86	24.8%	334	199	57.3%
NWF Health Network - East	77	75	11.0%	413	216	31.8%	646	388	57.1%
Northwest Region	162	120	7.3%	1170	566	34.6%	1680	949	58.0%

	Recruitment Activities		Inquiries	Pre-Service Cycles Completed	Initial Homes	Closed Homes	Total Homes	Total Beds
Circuit 1 NWF Health Network Licensing	5		21	2	7	19	367	682
Circuit 1 Contract Provider Licensing	14		9	1	2	0	72	133
NWF Health Network West Licensing	19		30	3	9	19	439	815
Circuit 2 NWF Health Network Licensing	4		8	1	7	2	205	362
Circuit 2 Contract Provider Licensing ⁸					3	1	36	72
Circuit 14 NWF Health Network Licensing	4		15	1	4	3	135	233
Circuit 14 Contract Provider Licensing ⁸					0	1	17	19
NWF Health Network East Licensing	8		23	2	14	7	393	686
Northwest Region	27		53	5	23	26	832	1501

¹Data Source - NWFHN Placement Team Tracking

²Data under development

³Data Source - <https://www.myflfamilies.com/services/child-family/child-and-family-well-being/childrens-legal-services/staffing-rates> on 1/17/2025

⁴Data Source - OCWDRU Report #1144

⁵Data Sources - OCWDRU Report #1331 and #1077

⁶NWF Health Network does not recruit or license group homes.

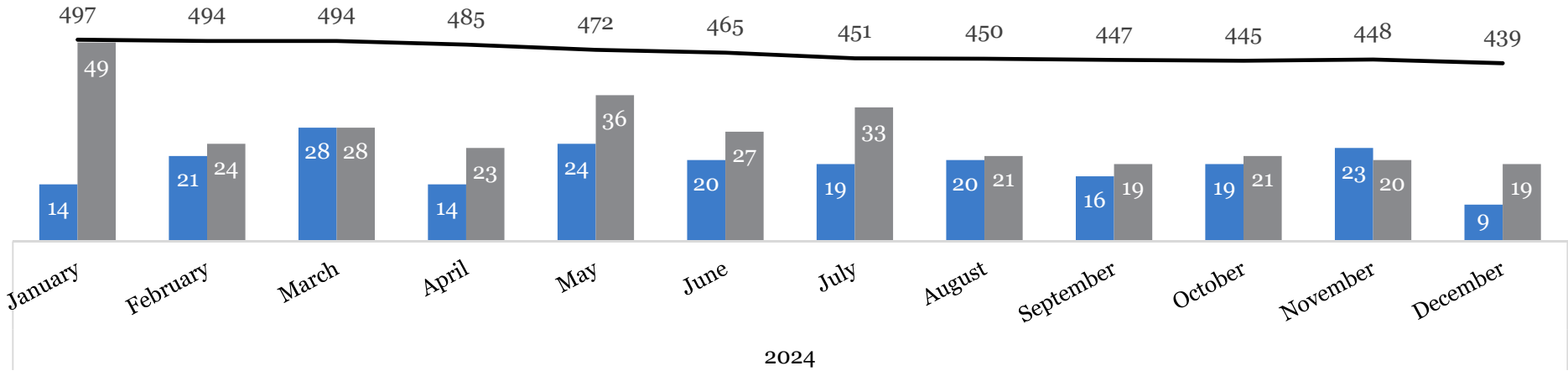
⁷Data source is NWF Licensing Tracking which uses OCWDRU Report #1268 and #1088

⁸NWF Health Network utilizes One More Child and Bovstovon foster homes in circuits 2 and 14 but does not have a contract so recruitment, inquiry, and pre-service data is not available.

NWF Health Network - West Licensing Summary

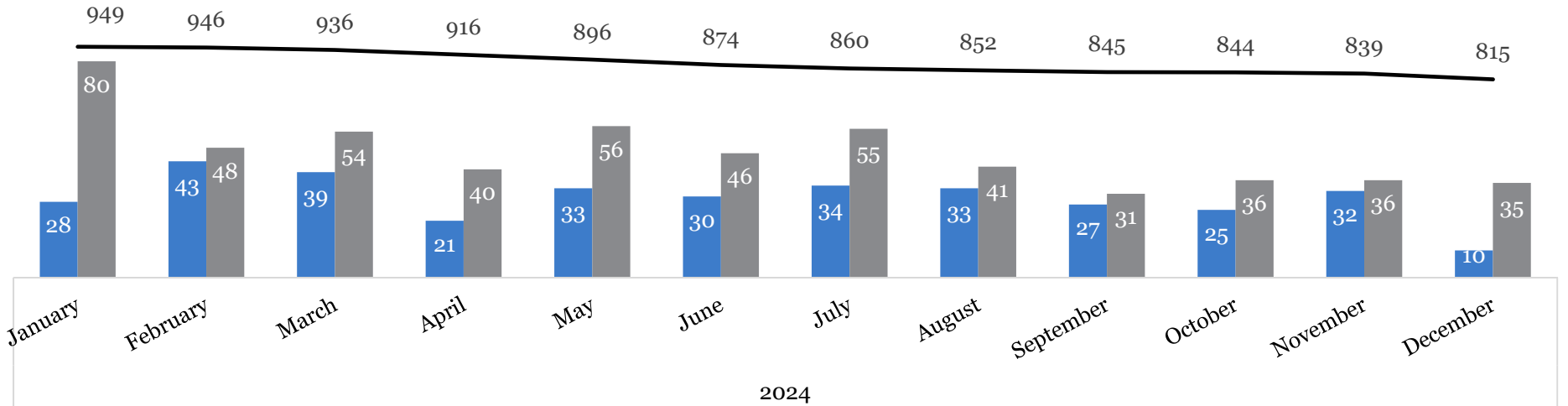
Licensed Home Summary

Initial Homes Closed Homes Total Homes



Licensed Bed Summary

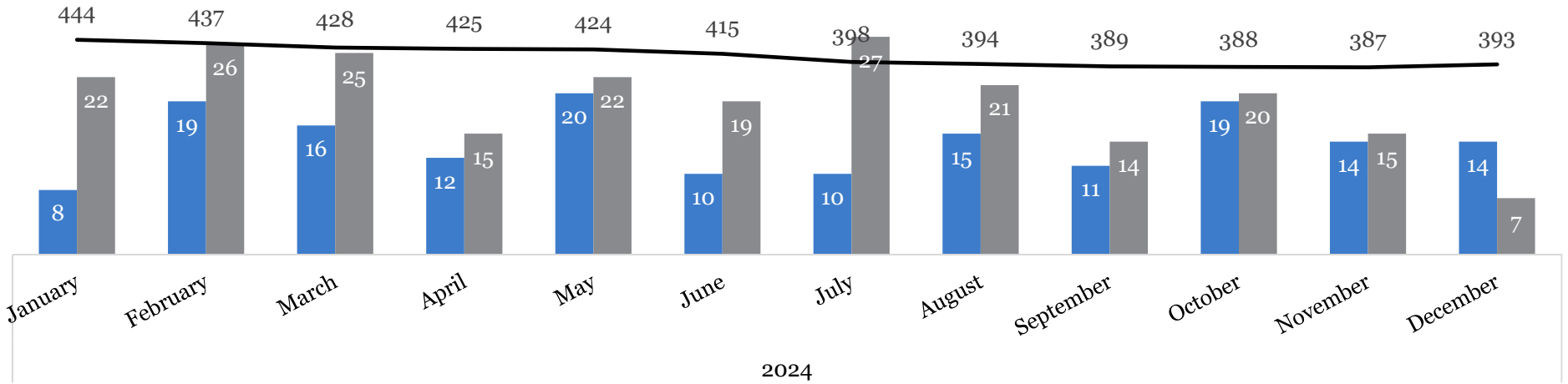
Initial Beds Closed Beds Total Beds



NWF Health Network - East Licensing Summary

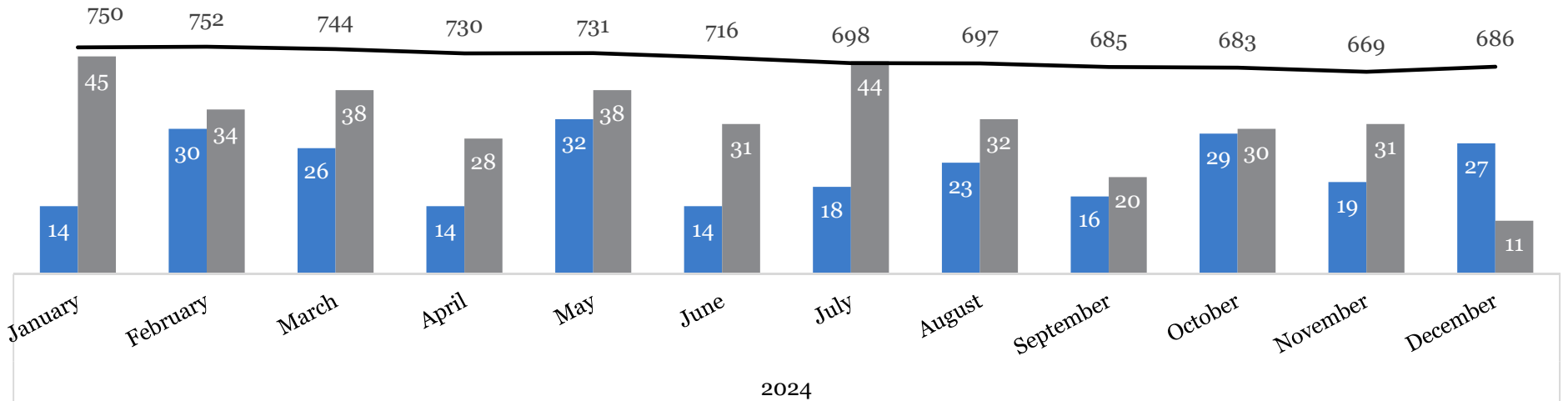
Licensed Home Summary

Initial Homes Closed Homes Total Homes

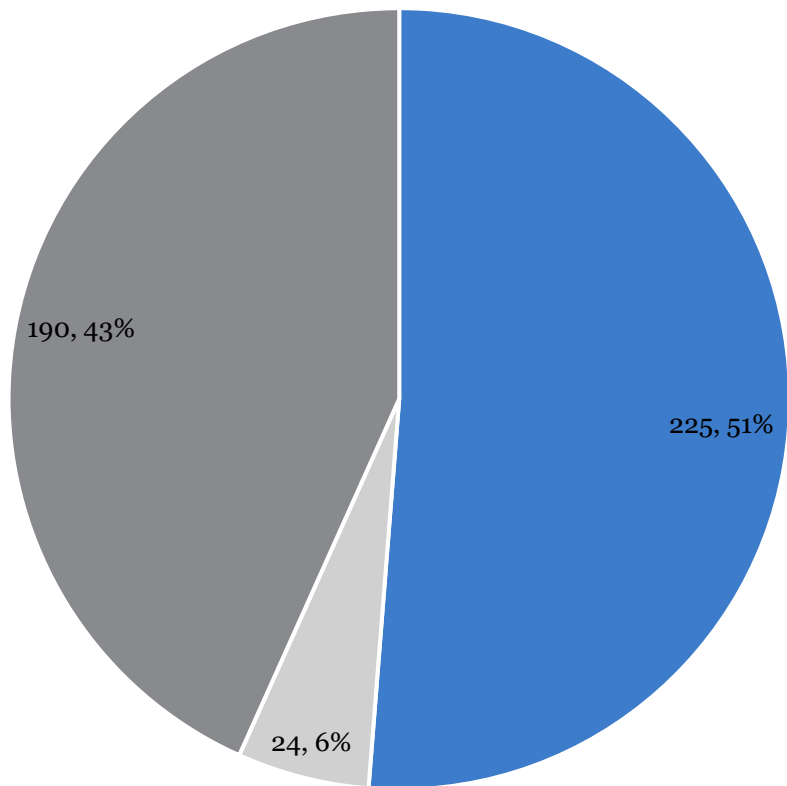


Licensed Bed Summary

Initial Beds Closed Beds Total Beds

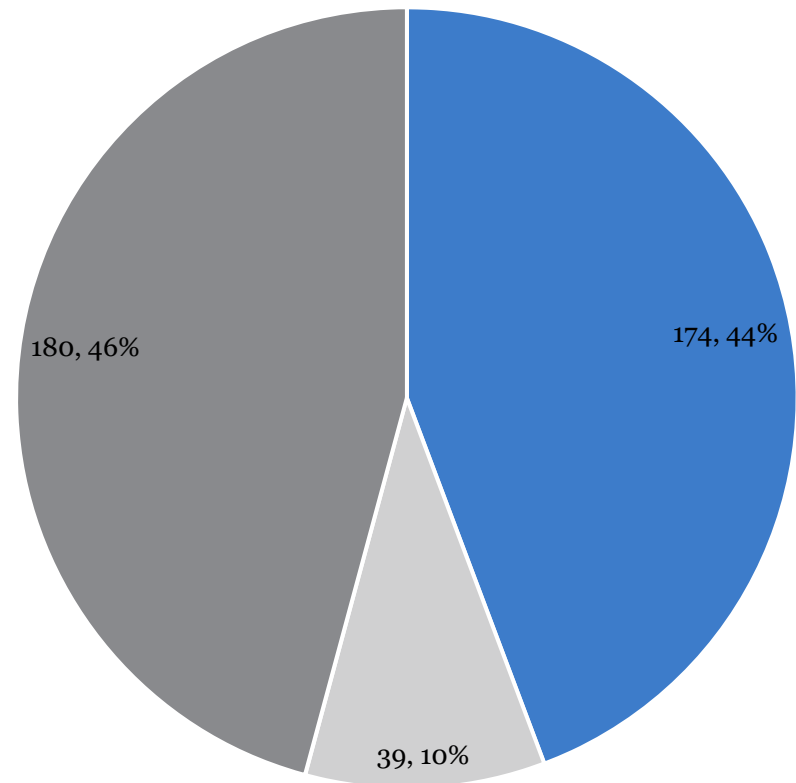


Breakdown of Foster Homes by License Type
NWF Health Network - West



- Child Specific (Level I)
- Enhanced/Specialized (Level IIE-V)
- Non-Child Specific (Level II)

Breakdown of Foster Homes by License Type
NWF Health Network - East



- Child Specific (Level I)
- Enhanced/Specialized (Level IIE-V)
- Non-Child Specific (Level II)