

Employment Statistics for Case Managers											Mar-25
CMO	Month	Case Managers					Turnover				
		Number on the First Day of the Month	New Hires	Number of Terminations	Number on Last Day of the Month	Net Change	Monthly	Calendar Year-to-Date	Fiscal Year-to-Date	Rolling Year (12-Month)	
Anchorage	Mar-25	15	0	0	15	0	0.0%	0.0%	20.0%	26.7%	
Camelot - Case Management & Adoptions	Mar-25	36	0	1	35	-1	2.8%	18.5%	59.2%	64.8%	
DISC Village	Mar-25	7	2	0	9	2	0.0%	25.0%	66.7%	70.0%	
Families First Network (FFN) - Case Management & Adoptions	Mar-25	107	5	2	110	3	1.8%	7.7%	36.5%	50.7%	
Twin Oaks - Case Management & Adoptions	Mar-25	28	0	0	28	0	0.0%	10.3%	37.7%	58.2%	
NWF Health Network	Mar-25	193	7	3	197	4	1.5%	10.1%	41.3%	53.4%	

Employment Statistics for Case Manager Supervisors											Feb-25
CMO	Month	Case Manager Supervisors					Turnover				
		Number on the First Day of the Month	New Hires	Number of Terminations	Number on Last Day of the Month	Net Change	Monthly	Calendar Year-to-Date	Fiscal Year-to-Date	Rolling Year (12-Month)	
Anchorage	Mar-25	3	0	0	3	0	0.0%	0.0%	0.0%	0.0%	
Camelot - Case Management & Adoptions	Mar-25	7	0	0	7	0	0.0%	0.0%	28.6%	42.9%	
DISC Village	Mar-25	2	0	0	2	0	0.0%	0.0%	50.0%	50.0%	
Families First Network (FFN) - Case Management & Adoptions	Mar-25	22	0	0	22	0	0.0%	4.5%	13.6%	17.4%	
Twin Oaks - Case Management & Adoptions	Mar-25	6	0	0	6	0	0.0%	18.2%	50.0%	54.5%	
NWF Health Network	Mar-25	40	0	0	40	0	0.0%	5.1%	22.5%	30.0%	

Caseload Averages ^{1, 4}											Mar-25
CMO/ Circuit/ Agency	Date	Case Managers		Children	Caseloads						
		Case Managers Taking Cases ²	Funded Case Manager/ Specialist FTEs ³	Children Assigned for Primary Supervision	Average Number of Children per Case Manager taking cases	Average Number of Children per funded FTE	# of Case Managers with >25 Children	% of Case Managers with >25 Children			
Anchorage	3/31/2025	16	15	185	11.6	12.3	0	0.0%			
Camelot Case Management	3/31/2025	29	34	443	15.3	13.0	4	13.8%			
Camelot Adoptions	3/31/2025	4	3	22	5.5	7.3	0	0.0%			
DISC Village	3/31/2025	8	10	103	12.9	10.3	1	12.5%			
FamiliesFirst Network (FFN) Case Management	3/31/2025	91	109	1607	17.7	14.7	19	20.9%			
FamiliesFirst Network (FFN) Adoptions	3/31/2025	17	20	123	7.2	6.2	0	0.0%			
Twin Oaks Case Management	3/31/2025	18	23	254	14.1	11.0	0	0.0%			
Twin Oaks Adoptions	3/31/2025	10	7	57	5.7	8.1	0	0.0%			
Circuit 1	3/31/2025	108	129	1730	16.0	13.4	19	17.6%			
Circuit 2	3/31/2025	41	47	568	13.9	12.1	5	12.2%			
Circuit 14	3/31/2025	44	45	496	11.3	11.0	0	0.0%			
NWF Health Network	3/31/2025	193	221	2794	14.5	12.6	24	12.4%			

¹Change in Source Report beginning with February-2023 data. Source: NWFHN ad hoc report "NWFHN Caseload Report" derived from FSFN

²Based on individuals with primary assignments in FSFN

³FTE Updates: 7/24- Twin Oaks reduced from 24 to 23 case management FTE's. Disc reduced from 13 to 11 case management FTE's. Camelot CM FTE's increased from 36 to 38 and their adoptions FTE's decreased from 5 to 3. Overall NWF positions decreased from 228.75 to 225.75. 10/24- FFN Adoptions positions increased from 17 to 20 which increased overall NWF positions from 225.75 to 228.75. 1/25- FFN CM Positions amended to 109. 2/25- Anchorage CM positions reduced from 16 to 15. Disc CM positions reduced from 11 to 10. 3/25 - Camelot CM positions reduced from 38 to 34.

⁴11/23- Caseload averages were separated for adoptions and case management for agencies that provide both services.

	Children in Unlicensed Placements ¹	Non-Judicial to Judicial Cases ²	Children's Legal Staffing Rates - Attorney ³	Children's Legal Staffing Rates - Support Staff ³	Percentage of Required Home Visits ⁴
FamiliesFirst Network Case Management	0		-	-	99.9%
FamiliesFirst Network Adoptions	0		-	-	99.6%
NWF Health Network - West/ Circuit 1	0		82.35%	100.00%	99.9%
Camelot Case Management	0		-	-	99.9%
Camelot Adoptions	0		-	-	99.9%
Disc	0		-	-	99.9%
Circuit 2	0		-	-	99.9%
Twin Oaks Case Management	0		-	-	100.0%
Twin Oaks Adoptions	0		-	-	99.8%
Anchorage	1		-	-	100.0%
Circuit 14	1		-	-	100.0%
NWF Health Network - East	1		87.50%	100.00%	99.9%
Northwest Region	1		-	-	99.9%

	Family Support Services			In-Home Services			Out-of-Home Services		
	Number of Children	Number of Families	Percent of Families	Number of Children	Number of Families	Percent of Families	Number of Children	Number of Families	Percent of Families
FamiliesFirst Network Case Management	-	-	-	688	388	44.5%	909	484	55.5%
FamiliesFirst Network Adoptions	-	-	-	0	0	0.0%	121	69	100.0%
NWF Health Network - West/ Circuit 1	80	38	4.0%	699	344	36.5%	1041	560	59.4%
Camelot Case Management	-	-	-	169	82	34.7%	280	154	65.3%
Camelot Adoptions	-	-	-	0	0	0.0%	21	12	100.0%
Disc	-	-	-	66	35	57.4%	37	26	42.6%
Circuit 2	18	7	2.2%	247	123	38.2%	338	192	59.6%
Twin Oaks Case Management	-	-	-	97	54	36.7%	159	93	63.3%
Twin Oaks Adoptions	-	-	-	0	0	0.0%	57	35	100.0%
Anchorage	-	-	-	56	31	29.5%	130	74	70.5%
Circuit 14	36	16	5.2%	158	87	28.3%	350	204	66.4%
NWF Health Network - East	54	23	3.7%	405	210	33.4%	688	396	63.0%
Northwest Region	134	61	3.9%	1104	554	35.3%	1729	956	60.9%

	Recruitment Activities		Inquiries	Pre-Service Cycles Completed	Initial Homes	Closed Homes	Total Homes	Total Beds
Circuit 1 NWF Health Network Licensing	7		20	0	17	31	362	675
Circuit 1 Contract Provider Licensing	12		15	2	3	2	73	134
NWF Health Network West Licensing	19		35	2	20	33	435	809
Circuit 2 NWF Health Network Licensing	5		5	0	2	5	194	340
Circuit 2 Contract Provider Licensing ⁸					0	0	36	73
Circuit 14 NWF Health Network Licensing	14		9	0	8	8	125	217
Circuit 14 Contract Provider Licensing ⁸					0	0	16	18
NWF Health Network East Licensing	19		14	0	10	13	371	648
Northwest Region	38		49	2	30	46	806	1457

¹Data Source - NWFHN Placement Team Tracking

²Data under development

³Data Source - <https://www.myflfamilies.com/services/child-family/child-and-family-well-being/childrens-legal-services/staffing-rates> on 3/31/2025

⁴Data Source - OCWDRU Report #1144

⁵Data Sources - OCWDRU Report #1331 and #1077

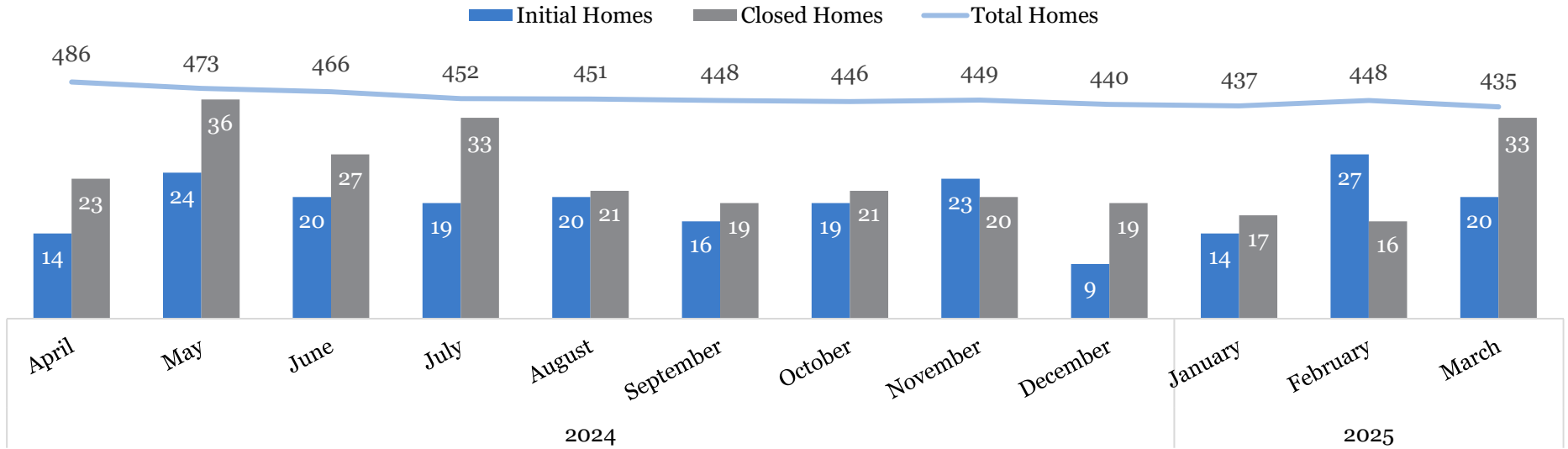
⁶NWF Health Network does not recruit or license group homes.

⁷Data source is NWF Licensing Tracking which uses OCWDRU Report #1268 and #1088

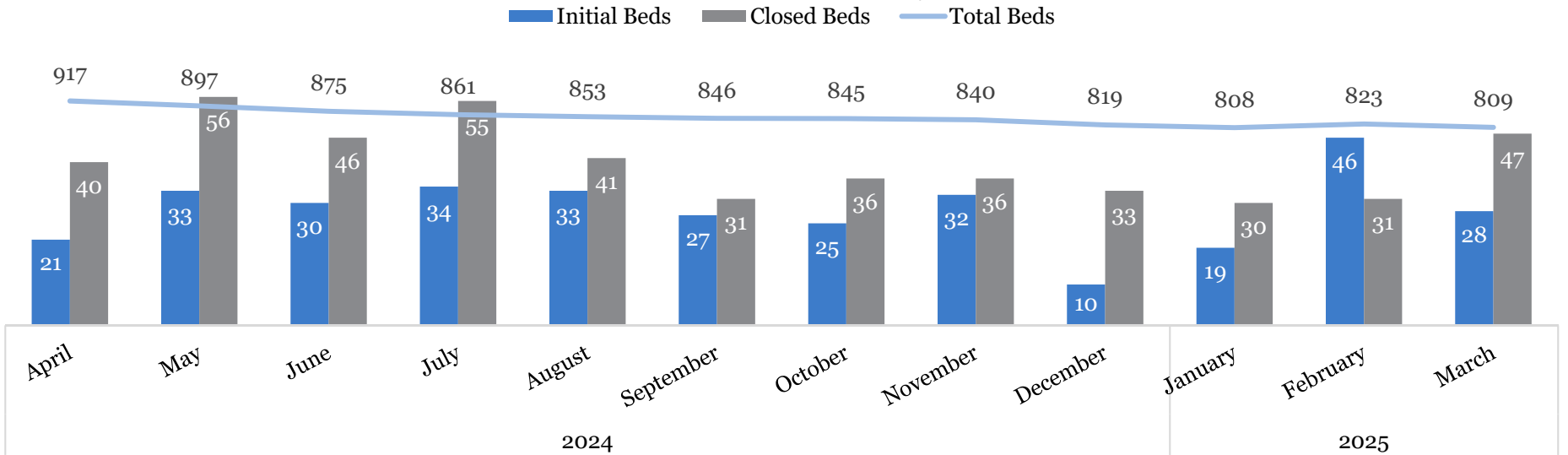
⁸NWF Health Network utilizes One More Child and Bovstovon foster homes in circuits 2 and 14 but does not have a contract so recruitment, inquiry, and pre-service data is not available.

NWF Health Network - West Licensing Summary

Licensed Home Summary

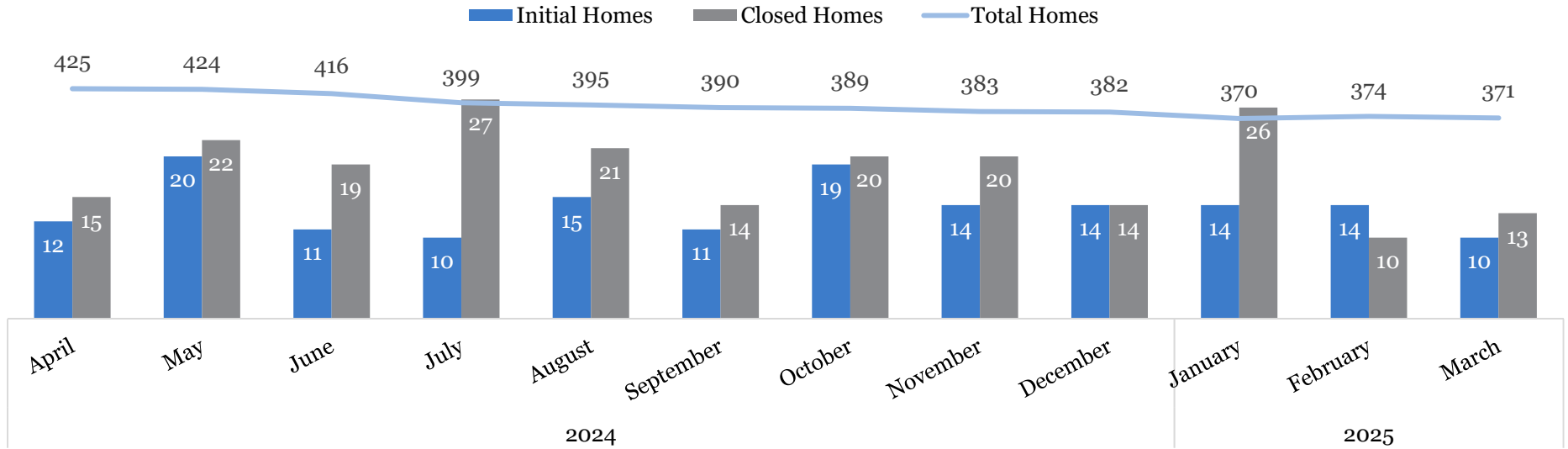


Licensed Bed Summary

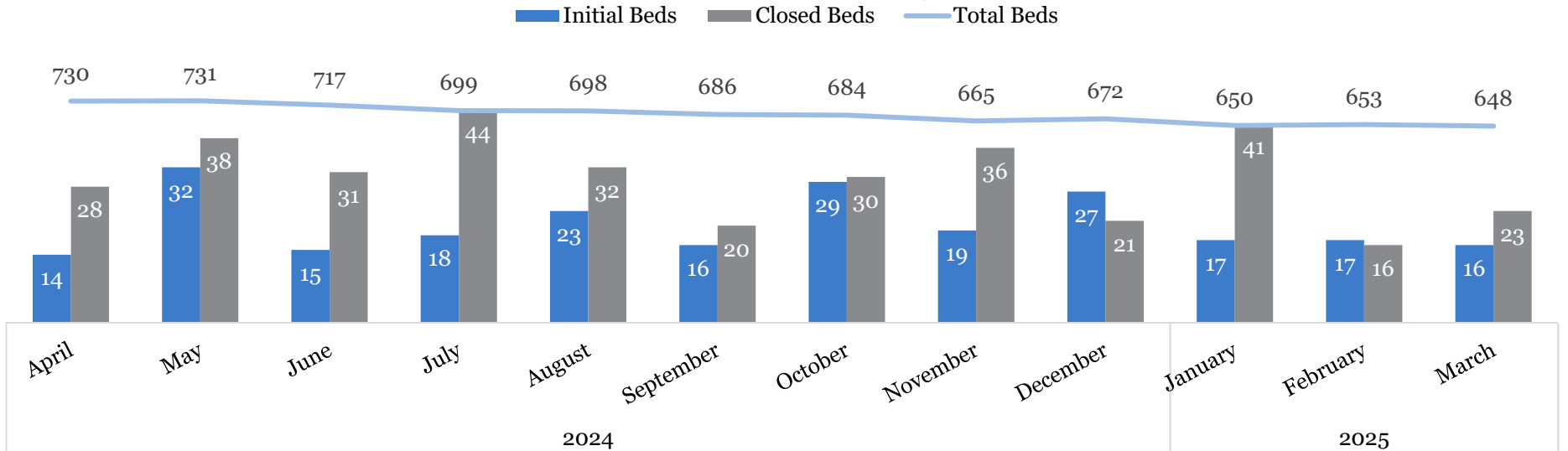


NWF Health Network - East Licensing Summary

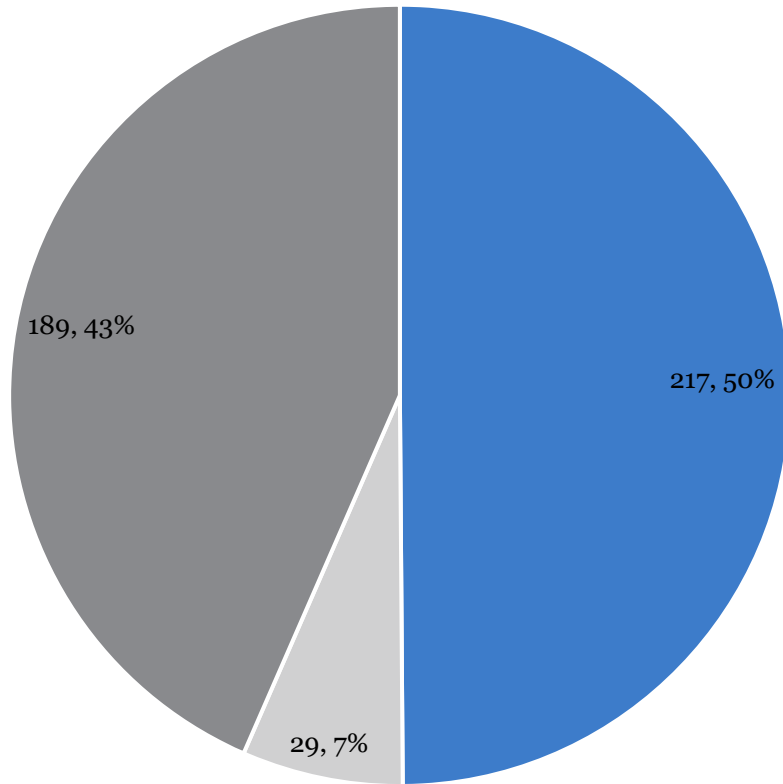
Licensed Home Summary



Licensed Bed Summary

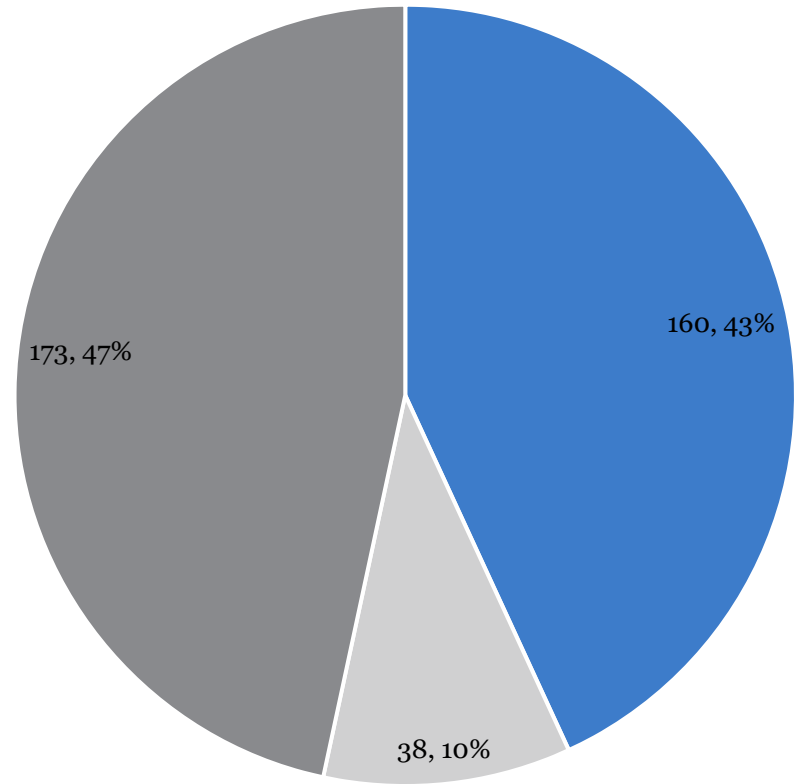


Breakdown of Foster Homes by License Type
NWF Health Network - West



- Child Specific (Level I)
- Enhanced/Specialized (Level IIE-V)
- Non-Child Specific (Level II)

Breakdown of Foster Homes by License Type
NWF Health Network - East



- Child Specific (Level I)
- Enhanced/Specialized (Level IIE-V)
- Non-Child Specific (Level II)