

Employment Statistics for Case Managers											Dec-25
CMO	Month	Case Managers					Turnover				
		Number on the First Day of the Month	New Hires	Number of Terminations	Number on Last Day of the Month	Net Change	Monthly	Calendar Year-to-Date	Fiscal Year-to-Date	Rolling Year (12-Month)	
Anchorage	Dec-25	13	1	0	14	1	0.0%	42.9%	22.2%	42.9%	
Camelot Adoptions	Dec-25	3	0	0	3	0	0.0%	357.6%	278.8%	357.6%	
DISC Village	Dec-25	9	24	0	33	24	0.0%	20.0%	4.8%	20.0%	
Families First Network (FFN) - Case Management ⁵	Dec-25	92	4	5	91	-1	5.5%	84.2%	56.6%	84.2%	
CHS Adoptions	Dec-25	9	6	0	15	6	0.0%	0.0%	0.0%	0.0%	
Twin Oaks - Case Management & Adoptions	Dec-25	27	0	0	27	0	0.0%	24.6%	11.1%	24.6%	
NWF Health Network ⁵	Dec-25	153	35	5	183	30	3.0%	86.0%	59.0%	86.0%	

Employment Statistics for Case Manager Supervisors											Dec-25
CMO	Month	Case Manager Supervisors					Turnover				
		Number on the First Day of the Month	New Hires	Number of Terminations	Number on Last Day of the Month	Net Change	Monthly	Calendar Year-to-Date	Fiscal Year-to-Date	Rolling Year (12-Month)	
Anchorage	Dec-25	3	0	0	3	0	0.0%	0.0%	0.0%	0.0%	
Camelot Adoptions	Dec-25	1	0	0	1	0	0.0%	225.0%	228.6%	225.0%	
DISC Village	Dec-25	2	6	0	8	6	0.0%	0.0%	0.0%	0.0%	
Families First Network (FFN) - Case Management ⁵	Dec-25	19	0	1	18	-1	5.4%	50.0%	43.9%	50.0%	
CHS Adoptions	Dec-25	2	0	0	2	0	0.0%	100.0%	100.0%	100.0%	
Twin Oaks - Case Management & Adoptions	Dec-25	6	0	0	6	0	0.0%	18.2%	0.0%	18.2%	
NWF Health Network ⁵	Dec-25	33	6	1	38	5	2.8%	54.5%	46.2%	54.5%	

Caseload Averages ^{1, 4}											Dec-25
CMO/ Circuit/ Agency	Date	Case Managers		Children	Caseloads						
		Case Managers Taking Cases ²	Funded Case Manager/ Specialist FTEs ³	Children Assigned for Primary Supervision	Average Number of Children per Case Manager taking cases	Average Number of Children per funded FTE	# of Case Managers with >25 Children	% of Case Managers with >25 Children			
Anchorage	Dec-25	11	14	178	16.2	12.7	0	0.0%			
Camelot Adoptions	Dec-25	2	3	10	5.0	3.3	0	0.0%			
DISC Village	Dec-25	33	42	733	22.2	17.5	11	33.3%			
FamiliesFirst Network (FFN) Case Management	Dec-25	89	109	1541	17.3	14.1	6	6.7%			
CHS Adoptions	Dec-25	11	20	64	5.8	3.2	0	0.0%			
Twin Oaks Case Management	Dec-25	17	20	265	15.6	13.3	0	0.0%			
Twin Oaks Adoptions	Dec-25	8	7	36	4.5	5.1	0	0.0%			
Circuit 1	Dec-25	100	129	1605	16.1	12.4	6	6.0%			
Circuit 2	Dec-25	35	45	743	21.2	16.5	11	31.4%			
Circuit 14	Dec-25	36	41	479	13.3	11.7	0	0.0%			
NWF Health Network	Dec-25	171	215	2827	16.5	13.1	17	9.9%			

¹Change in Source Report beginning with February-2023 data. Source: NWFHN ad hoc report "NWFHN Caseload Report" derived from FSN

²Based on individuals with primary assignments in FSN

³FTE Updates: 7/24- Twin Oaks reduced from 24 to 23 case management FTE's. Disc reduced from 13 to 11 case management FTE's. Camelot CM FTE's increased from 36 to 38 and their adoptions FTE's decreased from 5 to 3. Overall NWF positions decreased from 228.75 to 225.75. 10/24- FFN Adoptions positions increased from 17 to 20 which increased overall NWF positions from 225.75 to 228.75. 1/25 - FFN CM Positions amended to 109. 2/25- Anchorage CM positions reduced from 16 to 15 and Twin Oaks CM positions reduced from 23 to 21. Disc CM positions reduced from 11 to 9. 3/25 - Camelot CM positions reduced from 38 to 34. 7/25 - Anchorage CM positions reduced from 15 to 14. Twin Oaks CM positions reduced from 21 to 20

⁴11/23- Caseload averages were separated for adoptions and case management for agencies that provide both services.

⁵FFN Adoptions contract ended 10/31/25 causing a large number of terminations for FFN.

	Children in Unlicensed Placements ¹	Children's Legal Staffing Rates - Attorney ³	Children's Legal Staffing Rates - Support Staff ³	Percentage of Required Home Visits ⁴
FamiliesFirst Network Case Management	0	-	-	
FamiliesFirst Network Adoptions	0	-	-	
NWF Health Network - West/ Circuit 1	0	76.47%	87.50%	
Camelot Case Management	0	-	-	
Camelot Adoptions	0	-	-	
Disc	1	-	-	
Circuit 2	1	-	-	
Twin Oaks Case Management	0	-	-	
Twin Oaks Adoptions	0	-	-	
Anchorage	0	-	-	
Circuit 14	0	-	-	
NWF Health Network - East	1	73.33%	100.00%	
Northwest Region	1	-	-	

Percentage of Families Served by Case Type ⁵									
	Family Support Services			In-Home Services			Out-of-Home Services		
	Number of Children	Number of Families	Percent of Families	Number of Children	Number of Families	Percent of Families	Number of Children	Number of Families	Percent of Families
FamiliesFirst Network Case Management	-	-	-	634	309	38.6%	900	492	61.4%
CHS Adoptions	-	-	-	0	0	0.0%	56	35	100.0%
NWF Health Network - West/ Circuit 1	163	61	6.7%	655	320	35.0%	970	533	58.3%
Camelot Adoptions	-	-	-	0	0	0.0%	10	5	100.0%
Disc	-	-	-	449	223	57.9%	281	162	42.1%
Circuit 2	23	12	2.9%	475	233	56.1%	298	170	41.0%
Twin Oaks Case Management	-	-	-	94	54	35.1%	159	100	64.9%
Twin Oaks Adoptions	-	-	-	0	0	0.0%	36	23	100.0%
Anchorage	-	-	-	71	37	38.1%	107	60	61.9%
Circuit 14	38	21	6.9%	170	94	31.0%	312	188	62.0%
NWF Health Network - East	61	33	4.6%	645	327	45.5%	610	358	49.9%
Northwest Region	224	94	5.8%	1300	647	39.6%	1580	891	54.6%

Licensing Data ^{6,7}								
	Recruitment Activities	Inquiries	Pre-Service Cycles Completed	Initial Homes	Closed Homes	Total Homes	Total Beds	
Circuit 1 NWF Health Network Licensing	13	29	2	9	16	352	647	
Circuit 1 Contract Provider Licensing	6	25	1	3	3	77	142	
NWF Health Network West Licensing	19	54	3	12	19	429	789	
Circuit 2 NWF Health Network Licensing	14	7	1	5	4	166	372	
Circuit 2 Contract Provider Licensing ⁸				1	2	33	67	
Circuit 14 NWF Health Network Licensing	12	11	1	11	3	124	211	
Circuit 14 Contract Provider Licensing ⁸				0	0	12	13	
NWF Health Network East Licensing	26	18	2	17	9	335	663	
Northwest Region	45	72	5	29	28	764	1452	

¹Data Source - NWFHN Placement Team Tracking

³Data Source - <https://www.myflfamilies.com/staffing-rates> on 01/05/2026

⁴Data Source - OCWDRU Report #1144

⁵Data Sources - OCWDRU Report #1331 and #1077

⁶NWF Health Network does not recruit or license group homes.

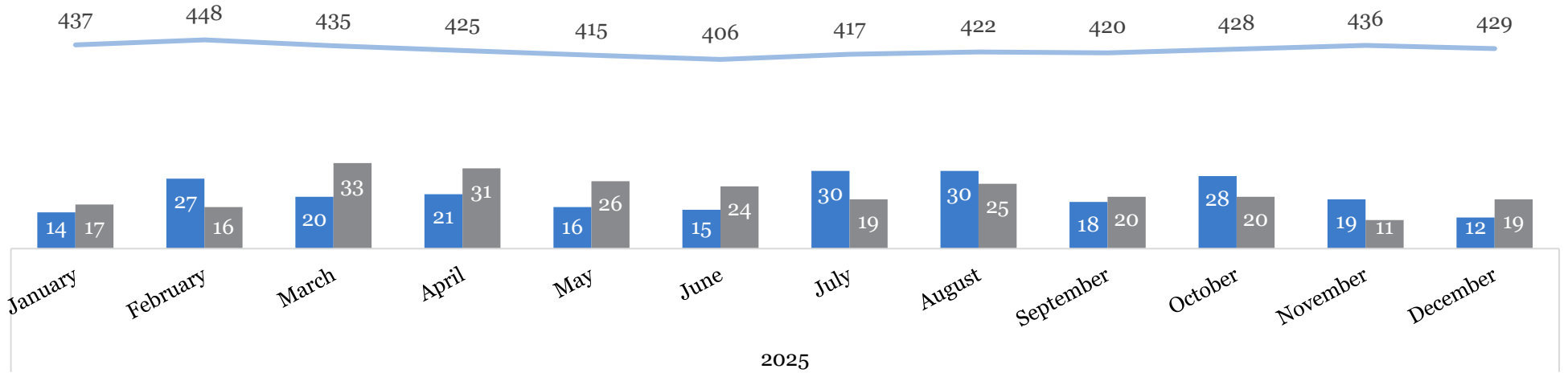
⁷Data source is NWF Licensing Tracking which uses OCWDRU Report #1268 and #1088

⁸NWF Health Network utilizes One More Child and Boystown foster homes in circuits 2 and 14 but does not have a contract so recruitment, inquiry, and pre-service data is not available.

NWF Health Network - West Licensing Summary

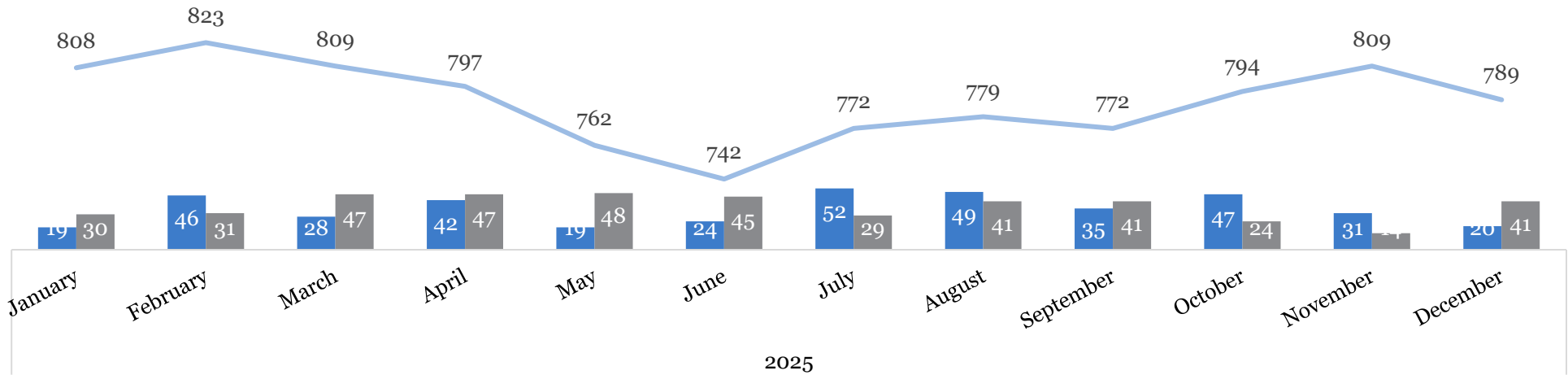
Licensed Home Summary

Initial Homes Closed Homes Total Homes



Licensed Bed Summary

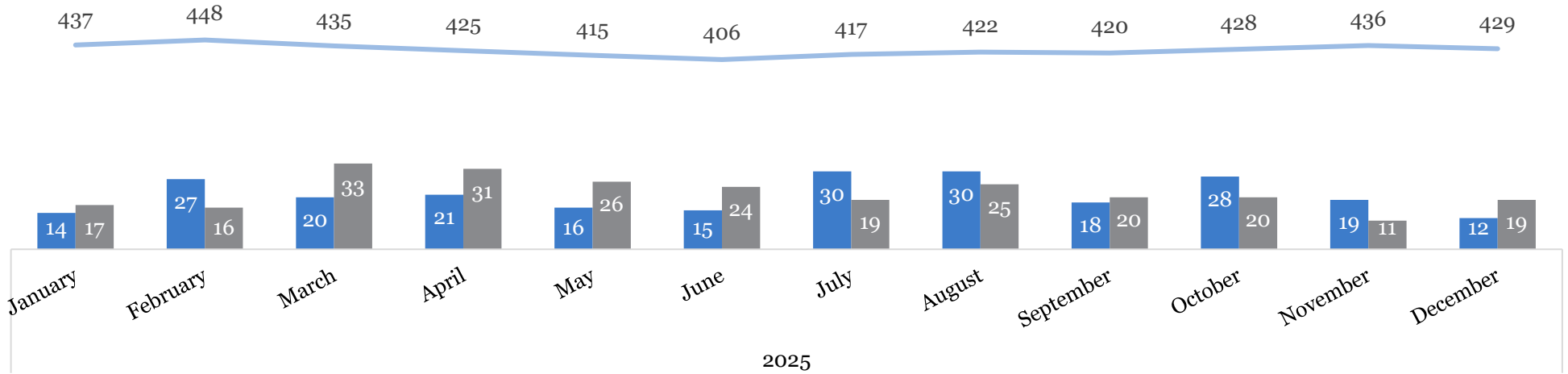
Initial Beds Closed Beds Total Beds



NWF Health Network - East Licensing Summary

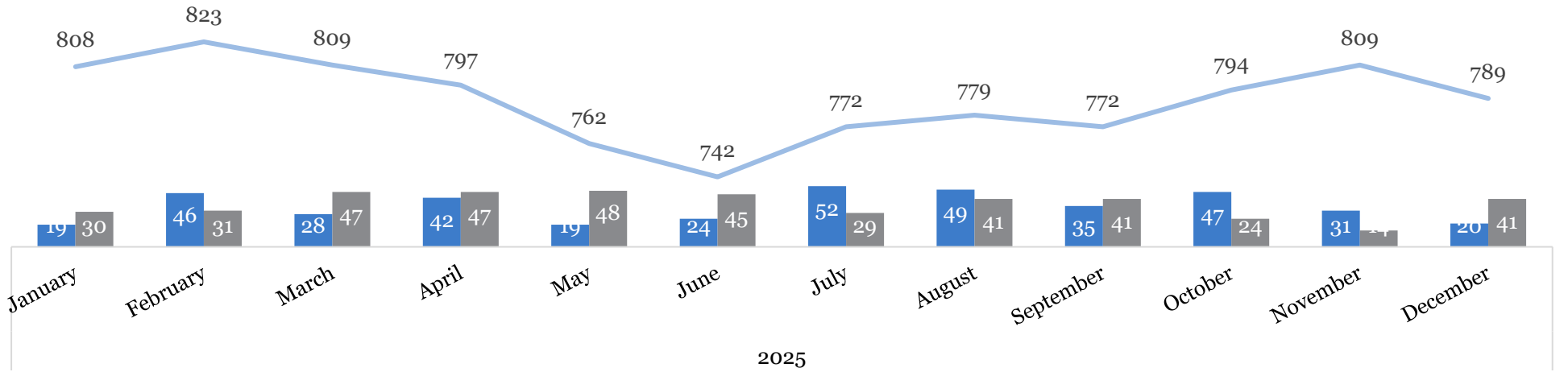
Licensed Home Summary

■ Initial Homes ■ Closed Homes — Total Homes

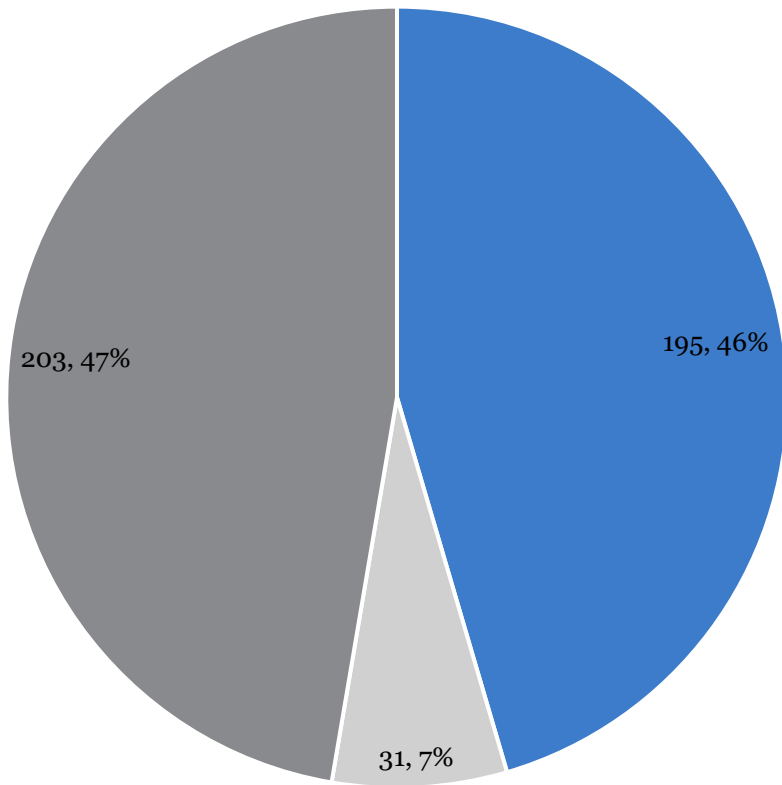


Licensed Bed Summary

■ Initial Beds ■ Closed Beds — Total Beds

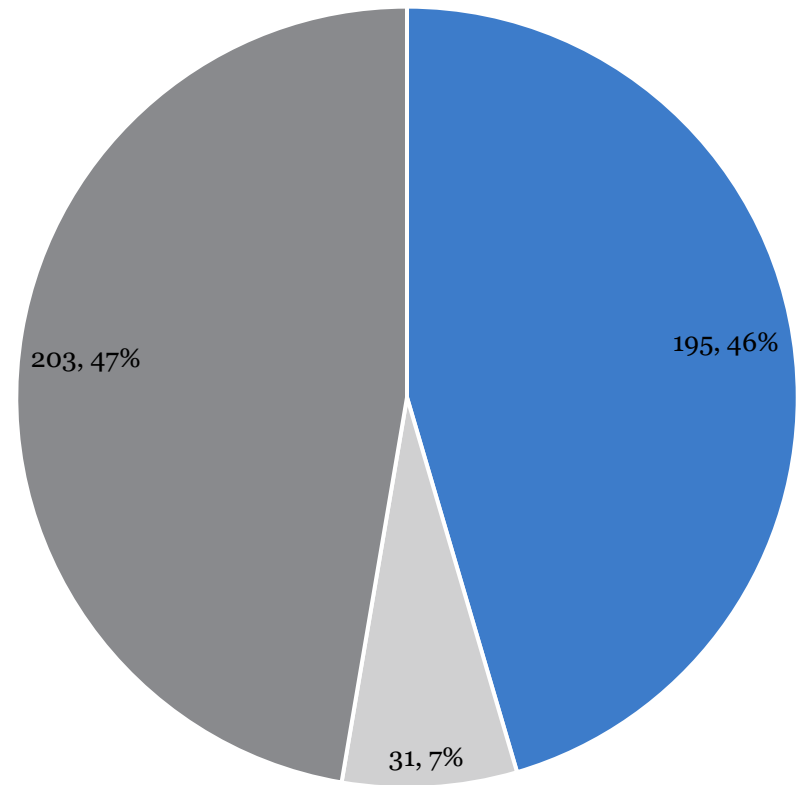


Breakdown of Foster Homes by License Type
NWF Health Network - West



- Child Specific (Level I)
- Enhanced/Specialized (Level IIE-V)
- Non-Child Specific (Level II)

Breakdown of Foster Homes by License Type
NWF Health Network - East



- Child Specific (Level I)
- Enhanced/Specialized (Level IIE-V)
- Non-Child Specific (Level II)