

Employment Statistics for Case Managers										Nov-25
CMO	Month	Case Managers					Turnover			
		Number on the First Day of the Month	New Hires	Number of Terminations	Number on Last Day of the Month	Net Change	Monthly	Calendar Year-to-Date	Fiscal Year-to-Date	Rolling Year (12-Month)
Anchorage	Nov-25	12	1	0	13	1	0.0%	44.4%	23.1%	46.2%
Camelot - Case Management & Adoptions	Nov-25	25	3	25	3	-22	178.6%	357.6%	278.8%	354.3%
DISC Village	Nov-25	9	0	0	9	0	0.0%	50.0%	11.1%	50.0%
Families First Network (FFN) - Case Management <sup>5</sup>	Nov-25	91	8	7	92	1	7.7%	78.5%	51.5%	84.3%
CHS Adoptions	Nov-25	8	1	0	9	1	0.0%	0.0%	0.0%	0.0%
Twin Oaks - Case Management & Adoptions	Nov-25	27	0	0	27	0	0.0%	24.6%	11.1%	28.6%
NWF Health Network <sup>5</sup>	Nov-25	172	13	32	153	-19	20.8%	93.2%	62.9%	98.8%

Employment Statistics for Case Manager Supervisors										Nov-25
CMO	Month	Case Manager Supervisors					Turnover			
		Number on the First Day of the Month	New Hires	Number of Terminations	Number on Last Day of the Month	Net Change	Monthly	Calendar Year-to-Date	Fiscal Year-to-Date	Rolling Year (12-Month)
Anchorage	Nov-25	3	0	0	3	0	0.0%	0.0%	0.0%	0.0%
Camelot - Case Management & Adoptions	Nov-25	7	0	6	1	-6	150.0%	225.0%	228.6%	257.1%
DISC Village	Nov-25	2	0	0	2	0	0.0%	0.0%	0.0%	0.0%
Families First Network (FFN) - Case Management <sup>5</sup>	Nov-25	16	3	0	19	3	0.0%	43.9%	38.1%	43.9%
CHS Adoptions	Nov-25	3	0	1	2	-1	40.0%	100.0%	100.0%	100.0%
Twin Oaks - Case Management & Adoptions	Nov-25	6	0	0	6	0	0.0%	18.2%	0.0%	33.3%
NWF Health Network <sup>5</sup>	Nov-25	37	3	7	33	-4	18.5%	54.3%	45.1%	57.1%

Caseload Averages <sup>1, 4</sup>										Nov-25
CMO/ Circuit/ Agency	Date	Case Managers		Children	Caseloads					
		Case Managers Taking Cases <sup>2</sup>	Funded Case Manager/ Specialist FTEs <sup>3</sup>	Children Assigned for Primary Supervision	Average Number of Children per Case Manager taking cases	Average Number of Children per funded FTE	# of Case Managers with >25 Children	% of Case Managers with >25 Children		
Anchorage	Nov-25	11	14	191	17.4	13.6	0	0.0%		
Camelot Case Management	Nov-25	20	34	585	29.3	17.2	12	60.0%		
Camelot Adoptions	Nov-25	2	3	15	7.5	5.0	0	0.0%		
DISC Village	Nov-25	8	9	128	16.0	14.2	0	0.0%		
FamiliesFirst Network (FFN) Case Management	Nov-25	93	109	1510	16.2	13.9	9	9.7%		
CHS Adoptions	Nov-25	11	20	73	6.6	3.7	0	0.0%		
Twin Oaks Case Management	Nov-25	19	20	259	13.6	13.0	0	0.0%		
Twin Oaks Adoptions	Nov-25	7	7	32	4.6	4.6	0	0.0%		
Circuit 1	Nov-25	104	129	1583	15.2	12.3	9	8.7%		
Circuit 2	Nov-25	30	46	728	24.3	15.8	12	40.0%		
Circuit 14	Nov-25	37	41	482	13.0	11.8	0	0.0%		
NWF Health Network	Nov-25	171	216	2793	16.3	12.9	21	12.3%		

<sup>1</sup>Change in Source Report beginning with February-2023 data. Source: NWFHN ad hoc report "NWFHN Caseload Report" derived from FSN

<sup>2</sup>Based on individuals with primary assignments in FSN

<sup>3</sup>FTE Updates: 7/24- Twin Oaks reduced from 24 to 23 case management FTE's. Disc reduced from 13 to 11 case management FTE's. Camelot CM FTE's increased from 36 to 38 and their adoptions FTE's decreased from 5 to 3. Overall NWF positions decreased from 228.75 to 225.75. 10/24- FFN Adoptions positions increased from 17 to 20 which increased overall NWF positions from 225.75 to 228.75. 1/25 - FFN CM Positions amended to 109. 2/25- Anchorage CM positions reduced from 16 to 15 and Twin Oaks CM positions reduced from 23 to 21. Disc CM positions reduced from 11 to 9. 3/25 - Camelot CM positions reduced from 38 to 34. 7/25 - Anchorage CM positions reduced from 15 to 14. Twin Oaks CM positions reduced from 21 to 20

<sup>4</sup>11/23- Caseload averages were separated for adoptions and case management for agencies that provide both services.

<sup>5</sup>1FFN Adoptions contract ended 10/31/25 causing a large number of terminations for FFN.

	Children in Unlicensed Placements <sup>1</sup>	Children's Legal Staffing Rates - Attorney <sup>3</sup>	Children's Legal Staffing Rates - Support Staff <sup>3</sup>	Percentage of Required Home Visits <sup>4</sup>
FamiliesFirst Network Case Management	0	-	-	99.6%
FamiliesFirst Network Adoptions	0	-	-	100.0%
NWF Health Network - West/ Circuit 1	0	82.35%	93.75%	99.6%
Camelot Case Management	1	-	-	98.4%
Camelot Adoptions	0	-	-	100.0%
Disc	0	-	-	100.0%
Circuit 2	1	-	-	98.7%
Twin Oaks Case Management	0	-	-	99.9%
Twin Oaks Adoptions	0	-	-	98.1%
Anchorage	0	-	-	100.0%
Circuit 14	0	-	-	99.9%
NWF Health Network - East	1	73.33%	100.00%	99.1%
Northwest Region	1	-	-	99.4%

Percentage of Families Served by Case Type <sup>5</sup>									
	Family Support Services			In-Home Services			Out-of-Home Services		
	Number of Children	Number of Families	Percent of Families	Number of Children	Number of Families	Percent of Families	Number of Children	Number of Families	Percent of Families
FamiliesFirst Network Case Management	-	-	-	616	307	90.0%	876	34	10.0%
FamiliesFirst Network Adoptions	-	-	-	0	0	0.0%	66	40	100.0%
NWF Health Network - West/ Circuit 1	186	70	7.6%	643	323	35.0%	963	531	57.5%
Camelot Case Management	-	-	-	353	174	57.2%	230	130	42.8%
Camelot Adoptions	-	-	-	0	0	0.0%	15	8	100.0%
Disc	-	-	-	69	36	51.4%	66	34	48.6%
Circuit 2	21	13	3.2%	460	225	54.6%	307	174	42.2%
Twin Oaks Case Management	-	-	-	89	51	32.7%	166	105	67.3%
Twin Oaks Adoptions	-	-	-	1	1	4.5%	31	21	95.5%
Anchorage	-	-	-	74	40	38.1%	116	65	61.9%
Circuit 14	54	29	9.0%	183	99	30.7%	317	194	60.2%
NWF Health Network - East	75	42	5.7%	643	324	44.1%	624	368	50.1%
Northwest Region	261	112	6.8%	1286	647	39.0%	1587	899	54.2%

Licensing Data <sup>6,7</sup>							
	Recruitment Activities	Inquiries	Pre-Service Cycles Completed	Initial Homes	Closed Homes	Total Homes	Total Beds
Circuit 1 NWF Health Network Licensing	12	23	0	18	11	359	663
Circuit 1 Contract Provider Licensing	10	7	1	1	0	77	146
NWF Health Network West Licensing	22	30	1	19	11	436	809
Circuit 2 NWF Health Network Licensing	7	13	0	8	3	165	303
Circuit 2 Contract Provider Licensing <sup>8</sup>				0	1	34	71
Circuit 14 NWF Health Network Licensing	8	3	0	10	7	116	198
Circuit 14 Contract Provider Licensing <sup>8</sup>				0	0	12	13
NWF Health Network East Licensing	15	16	0	18	11	327	585
Northwest Region	37	46	1	37	22	763	1394

<sup>1</sup>Data Source - NWFHN Placement Team Tracking

<sup>3</sup>Data Source - <https://www.mvflfamilies.com/staffing-rates> on 12/2/2025

<sup>4</sup>Data Source - OCWDRU Report #1144

<sup>5</sup>Data Sources - OCWDRU Report #1331 and #1077

<sup>6</sup>NWF Health Network does not recruit or license group homes.

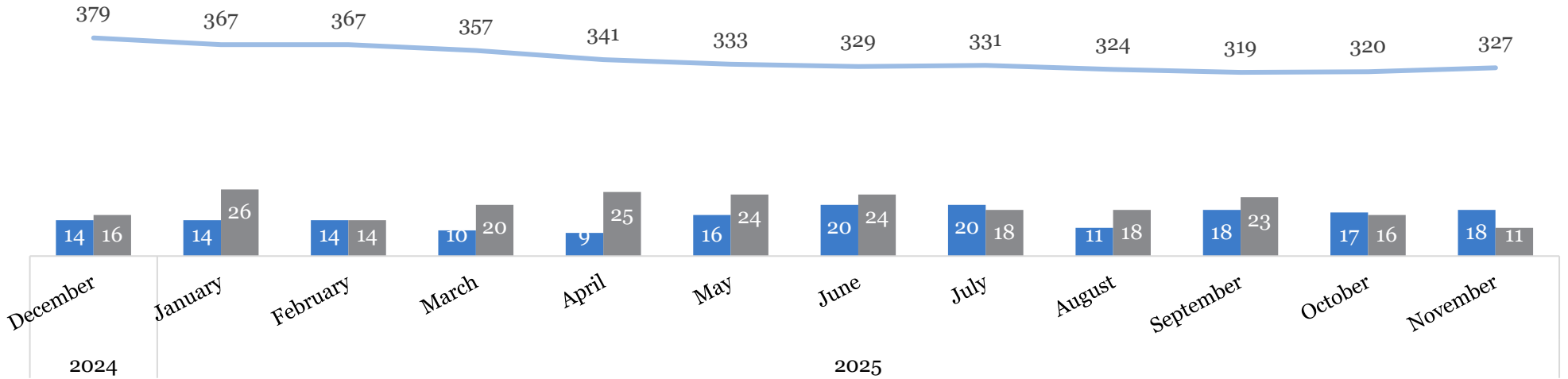
<sup>7</sup>Data source is NWF Licensing Tracking which uses OCWDRU Report #1268 and #1088

<sup>8</sup>NWF Health Network utilizes One More Child and Boystown foster homes in circuits 2 and 14 but does not have a contract so recruitment, inquiry, and pre-service data is not available.

# NWF Health Network - West Licensing Summary

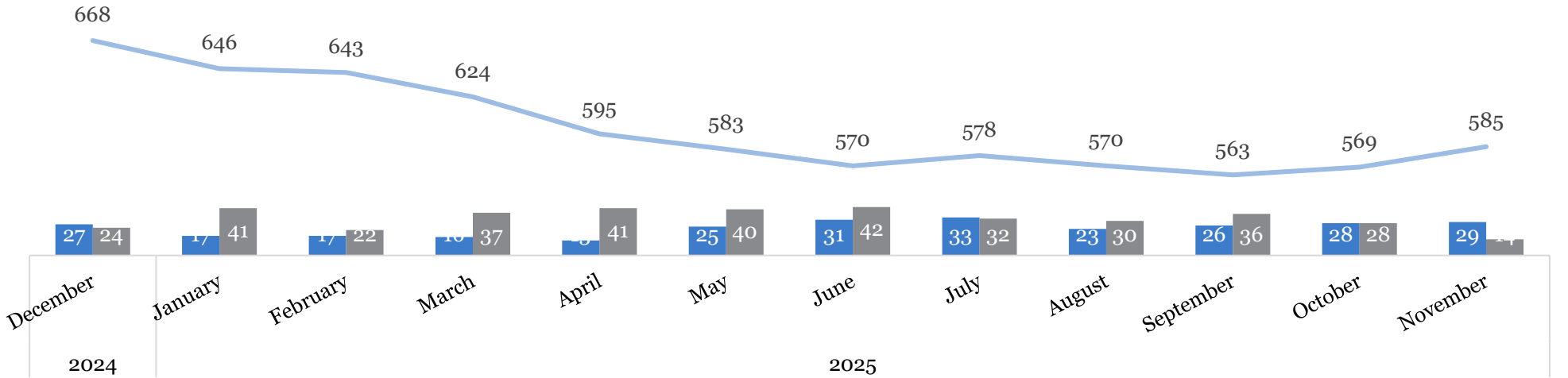
## Licensed Home Summary

Initial Homes Closed Homes Total Homes



## Licensed Bed Summary

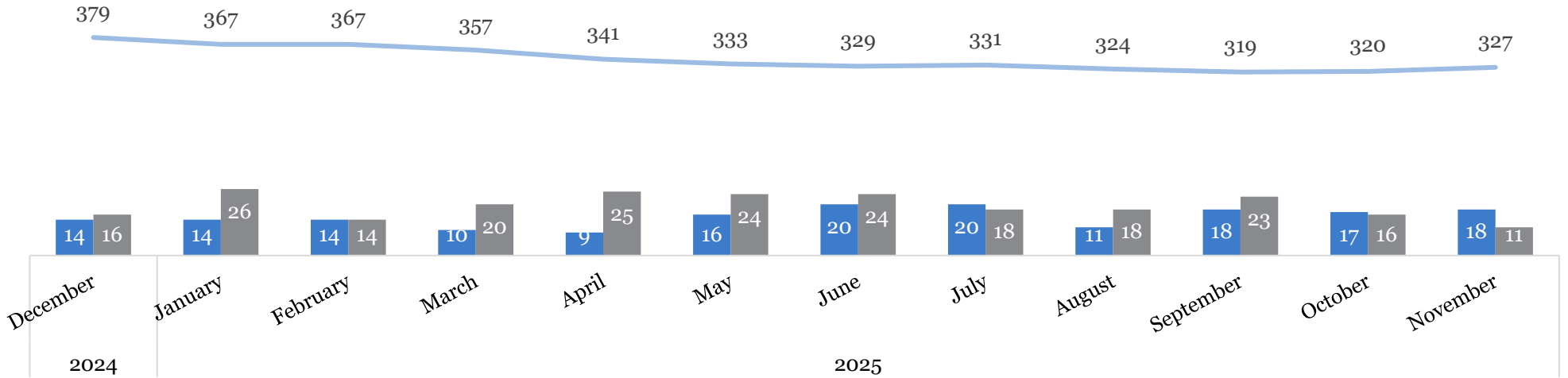
Initial Beds Closed Beds Total Beds



# NWF Health Network - East Licensing Summary

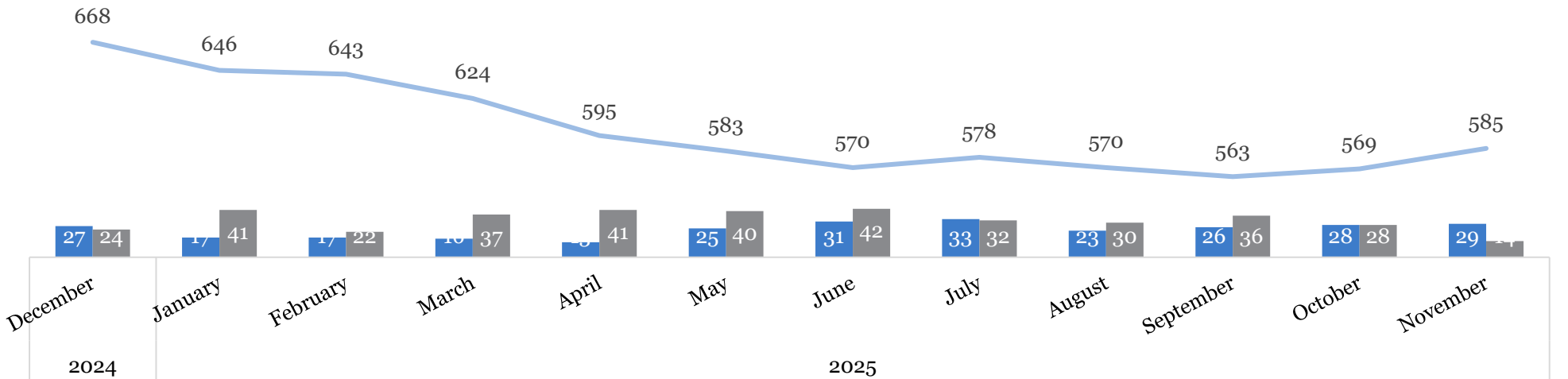
## Licensed Home Summary

Initial Homes Closed Homes Total Homes

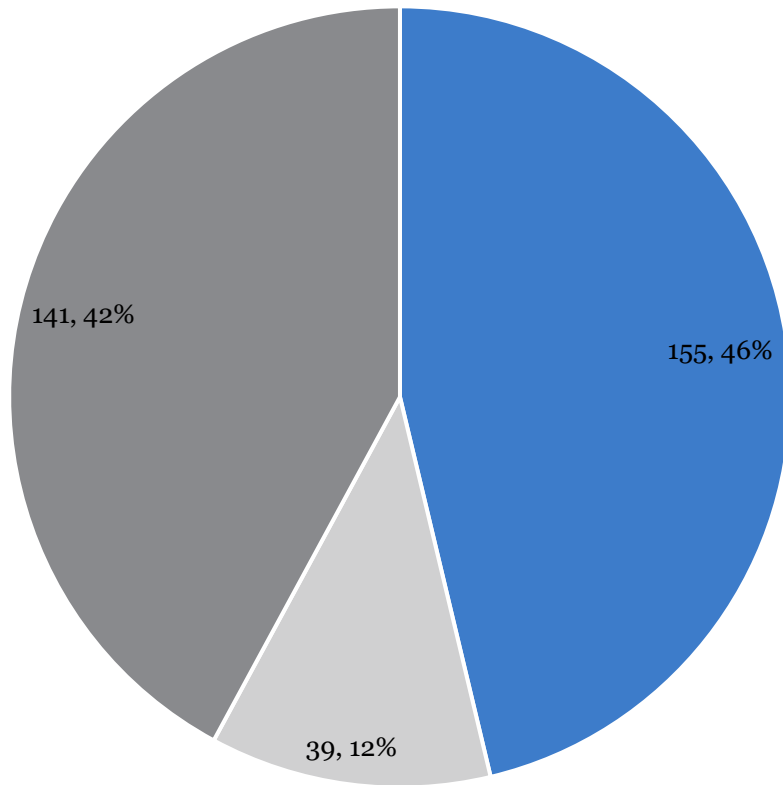


## Licensed Bed Summary

Initial Beds Closed Beds Total Beds

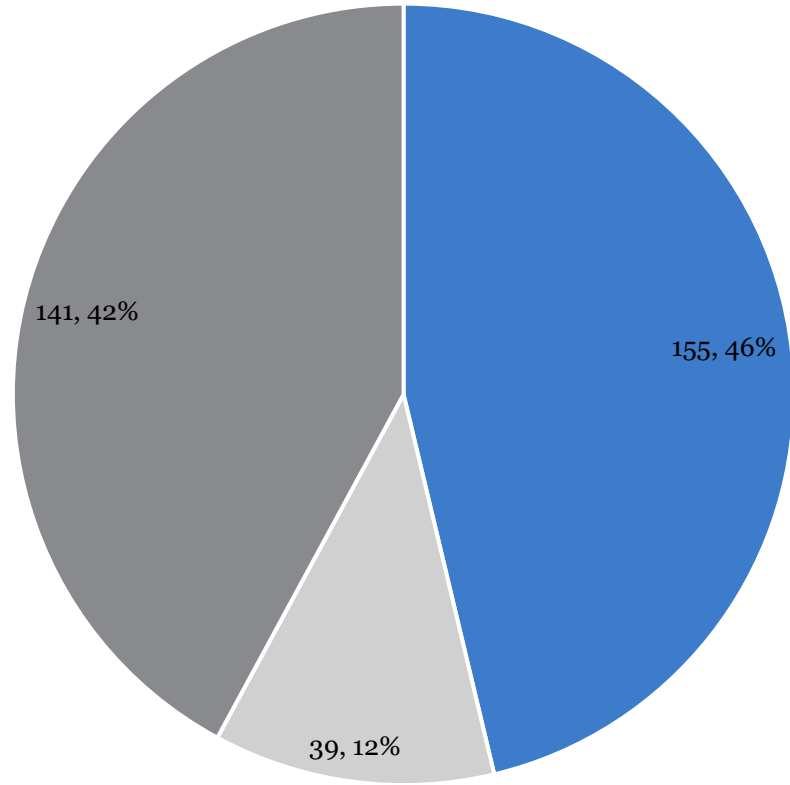


Breakdown of Foster Homes by License Type  
NWF Health Network - West



- Child Specific (Level I)
- Enhanced/Specialized (Level IIE-V)
- Non-Child Specific (Level II)

Breakdown of Foster Homes by License Type  
NWF Health Network - East



- Child Specific (Level I)
- Enhanced/Specialized (Level IIE-V)
- Non-Child Specific (Level II)