

Employment Statistics for Case Managers											Feb-26
CMO	Month	Case Managers					Turnover				
		Number on the First Day of the Month	New Hires	Number of Terminations	Number on Last Day of the Month	Net Change	Monthly	Calendar Year-to-Date	Fiscal Year-to-Date	Rolling Year (12-Month)	
Anchorage	Feb-26	13	1	0	14	1	0.0%	0.0%	29.6%	48.3%	
Camelot Adoptions	Feb-26	2	0	1	1	-1	66.7%	150.0%	266.7%	250.0%	
DISC Village	Feb-26	34	0	2	32	-2	6.1%	21.2%	39.0%	46.2%	
Families First Network (FFN) - Case Management ⁵	Feb-26	93	4	4	93	0	4.3%	8.7%	63.1%	81.6%	
CHS Adoptions	Feb-26	16	1	1	16	0	6.3%	6.5%	12.5%	12.5%	
Twin Oaks - Case Management & Adoptions	Feb-26	27	0	1	26	-1	3.8%	3.8%	15.1%	18.5%	
NWF Health Network ⁵	Feb-26	185	6	9	182	-3	4.9%	11.0%	70.1%	85.6%	

Employment Statistics for Case Manager Supervisors											Feb-26
CMO	Month	Case Manager Supervisors					Turnover				
		Number on the First Day of the Month	New Hires	Number of Terminations	Number on Last Day of the Month	Net Change	Monthly	Calendar Year-to-Date	Fiscal Year-to-Date	Rolling Year (12-Month)	
Anchorage	Feb-26	3	0	0	3	0	0.0%	0.0%	0.0%	0.0%	
Camelot Adoptions	Feb-26	1	0	0	1	0	0.0%	0.0%	0.0%	0.0%	
DISC Village	Feb-26	8	1	1	8	0	12.5%	12.5%	20.0%	20.0%	
Families First Network (FFN) - Case Management ⁵	Feb-26	18	0	1	17	-1	5.7%	5.7%	50.0%	51.3%	
CHS Adoptions	Feb-26	3	0	0	3	0	0.0%	0.0%	66.7%	66.7%	
Twin Oaks - Case Management & Adoptions	Feb-26	6	0	0	6	0	0.0%	0.0%	0.0%	0.0%	
NWF Health Network ⁵	Feb-26	39	1	2	38	-1	5.2%	5.3%	51.3%	53.8%	

Caseload Averages ^{1, 4}											Feb-26
CMO/ Circuit/ Agency	Date	Case Managers		Children	Caseloads						
		Case Managers Taking Cases ²	Funded Case Manager/ Specialist FTEs ³	Children Assigned for Primary Supervision	Average Number of Children per Case Manager taking cases	Average Number of Children per funded FTE	# of Case Managers with >25 Children	% of Case Managers with >25 Children			
Anchorage	Feb-26	12	14	170	14.2	12.1	0	0.0%			
Camelot Adoptions	Feb-26	4	3	10	2.5	3.3	0	0.0%			
DISC Village	Feb-26	34	42	770	22.6	18.3	16	47.1%			
FamiliesFirst Network (FFN) Case Management	Feb-26	89	109	1507	16.9	13.8	10	11.2%			
CHS Adoptions	Feb-26	13	21	47	3.6	2.2	0	0.0%			
Twin Oaks Case Management	Feb-26	18	20	270	15.0	13.5	1	5.6%			
Twin Oaks Adoptions	Feb-26	7	7	38	5.4	5.4	0	0.0%			
Circuit 1	Feb-26	102	130	1554	15.2	12.0	10	9.8%			
Circuit 2	Feb-26	38	45	780	20.5	17.3	16	42.1%			
Circuit 14	Feb-26	37	41	478	12.9	11.7	1	2.7%			
NWF Health Network	Feb-26	177	216	2812	15.9	13.0	27	15.3%			

¹Change in Source Report beginning with February-2023 data. Source: NWFHN ad hoc report "NWFHN Caseload Report" derived from FSN

²Based on individuals with primary assignments in FSN

³FTE Updates: 7/24- Twin Oaks reduced from 24 to 23 case management FTE's. Disc reduced from 13 to 11 case management FTE's. Camelot CM FTE's increased from 36 to 38 and their adoptions FTE's decreased from 5 to 3. Overall NWF positions decreased from 228.75 to 225.75. 10/24- FFN Adoptions positions increased from 17 to 20 which increased overall NWF positions from 225.75 to 228.75. 1/25 - FFN CM Positions amended to 109. 2/25- Anchorage CM positions reduced from 16 to 15 and Twin Oaks CM positions reduced from 23 to 21. Disc CM positions reduced from 11 to 9. 3/25 - Camelot CM positions reduced from 38 to 34. 7/25 - Anchorage CM positions reduced from 15 to 14. Twin Oaks CM positions reduced from 21 to 20

⁴11/23- Caseload averages were separated for adoptions and case management for agencies that provide both services.

⁵FFN Adoptions contract ended 10/31/25 causing a large number of terminations for FFN.

	Children in Unlicensed Placements ¹	Children's Legal Staffing Rates - Attorney ³	Children's Legal Staffing Rates - Support Staff ³	Percentage of Required Home Visits ⁴
FamiliesFirst Network Case Management	0	-	-	
FamiliesFirst Network Adoptions	0	-	-	
NWF Health Network - West/ Circuit 1	0	82.35%	81.25%	
Camelot Case Management	0	-	-	
Camelot Adoptions	0	-	-	
Disc	0	-	-	
Circuit 2	0	-	-	
Twin Oaks Case Management	0	-	-	
Twin Oaks Adoptions	0	-	-	
Anchorage	0	-	-	
Circuit 14	0	-	-	
NWF Health Network - East	0	73.33%	100.00%	
Northwest Region	0	-	-	

Percentage of Families Served by Case Type ⁵									
	Family Support Services			In-Home Services			Out-of-Home Services		
	Number of Children	Number of Families	Percent of Families	Number of Children	Number of Families	Percent of Families	Number of Children	Number of Families	Percent of Families
FamiliesFirst Network Case Management	-	-	-	590	296	37.0%	914	504	63.0%
CHS Adoptions	-	-	-	0	0	0.0%	47	29	100.0%
NWF Health Network - West/ Circuit 1	845	389	31.7%	602	301	24.5%	967	538	43.8%
Camelot Adoptions	-	-	-	0	0	0.0%	10	5	100.0%
Disc	-	-	-	466	235	57.7%	302	172	42.3%
Circuit 2	506	254	37.6%	488	243	36.0%	313	178	26.4%
Twin Oaks Case Management	-	-	-	107	57	35.6%	162	103	64.4%
Twin Oaks Adoptions	-	-	-	0	0	0.0%	38	23	100.0%
Anchorage	-	-	-	62	35	36.8%	108	60	63.2%
Circuit 14	222	118	29.4%	173	95	23.7%	311	188	46.9%
NWF Health Network - East	728	372	34.6%	661	338	31.4%	624	366	34.0%
Northwest Region	1573	761	33.0%	1263	639	27.7%	1591	904	39.2%

Licensing Data ^{6,7}								
	Recruitment Activities	Inquiries	Pre-Service Cycles Completed	Initial Homes	Closed Homes	Total Homes	Total Beds	
Circuit 1 NWF Health Network Licensing	14	22	1	25	28	341	650	
Circuit 1 Contract Provider Licensing	6	6	3	0	1	72	130	
NWF Health Network West Licensing	20	28	4	25	29	413	780	
Circuit 2 NWF Health Network Licensing	13	12	1	9	2	168	310	
Circuit 2 Contract Provider Licensing ⁸				0	0	31	63	
Circuit 14 NWF Health Network Licensing	12	6	1	6	7	124	209	
Circuit 14 Contract Provider Licensing ⁸				0	1	11	12	
NWF Health Network East Licensing	25	18	2	15	10	334	594	
Northwest Region	45	46	6	40	39	747	1374	

¹Data Source - NWFHN Placement Team Tracking

³Data Source - <https://www.myflfamilies.com/staffing-rates> on 03/04/2026

⁴Data Source - OCWDRU Report #1144

⁵Data Sources - OCWDRU Report #1331 and #1077

⁶NWF Health Network does not recruit or license group homes.

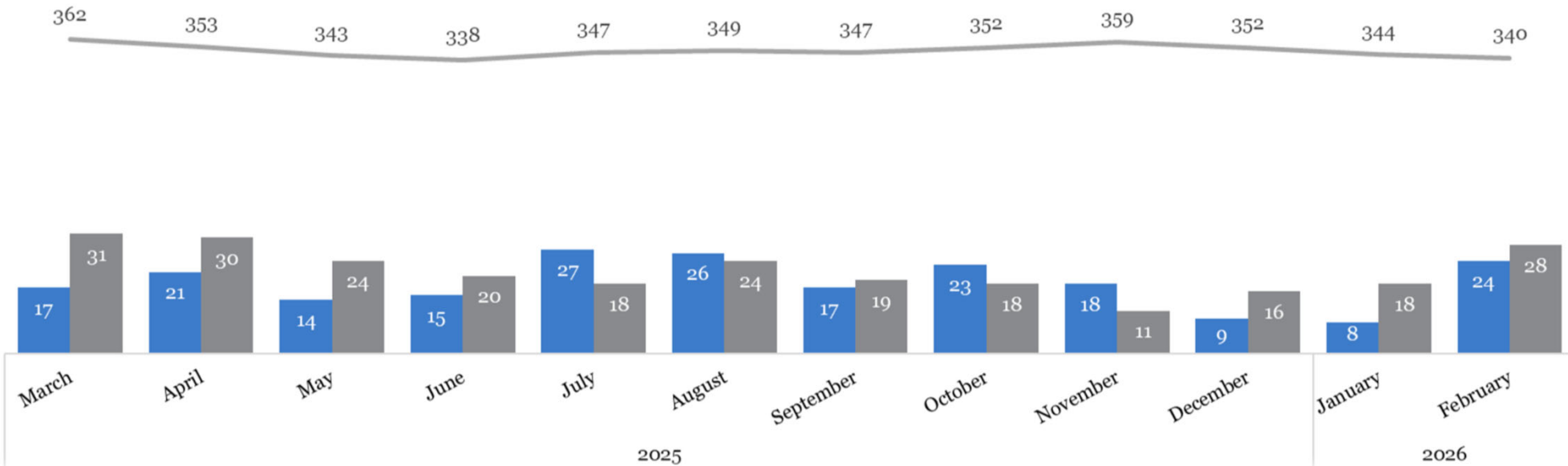
⁷Data source is NWF Licensing Tracking which uses OCWDRU Report #1268 and #1088

⁸NWF Health Network utilizes One More Child and Boystown foster homes in circuits 2 and 14 but does not have a contract so recruitment, inquiry, and pre-service data is not available.

NWF Health Network - West Licensing Summary

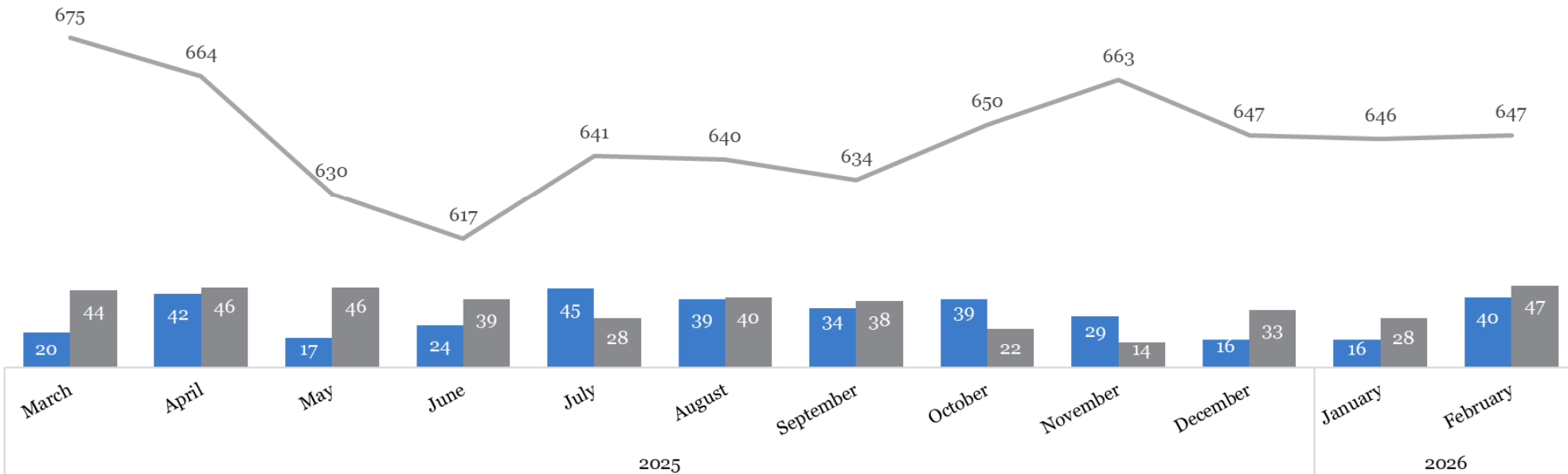
Licensed Home Summary

Initial Homes Closed Homes Total Homes



Licensed Bed Summary

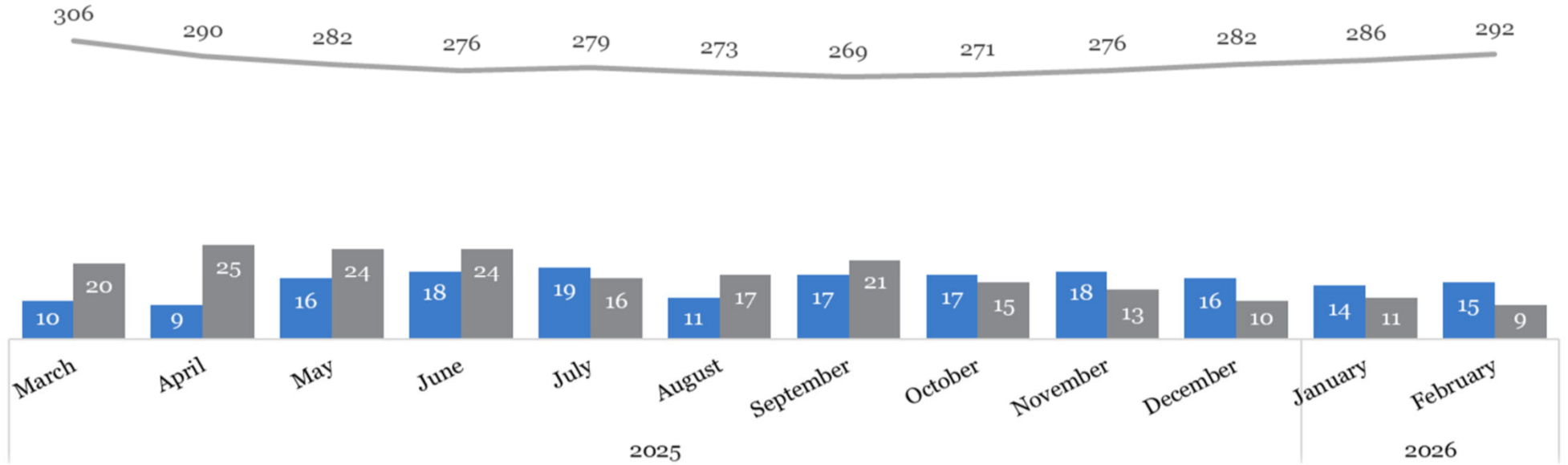
Initial Beds Closed Beds Total Beds



NWF Health Network - East Licensing Summary

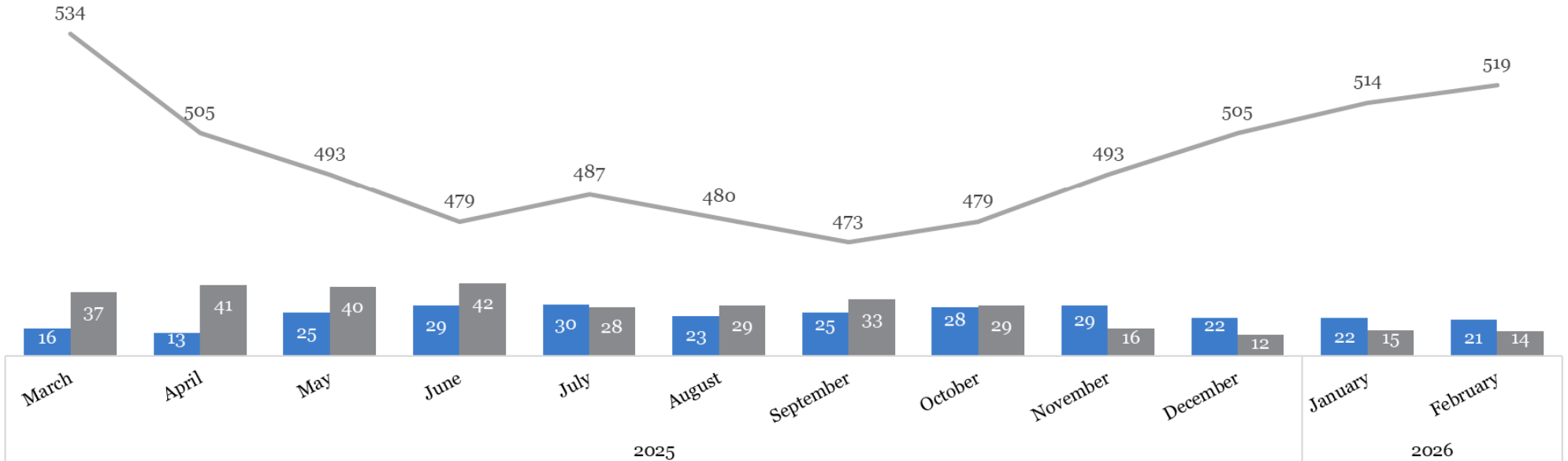
Licensed Home Summary

Initial Homes Closed Homes Total Homes

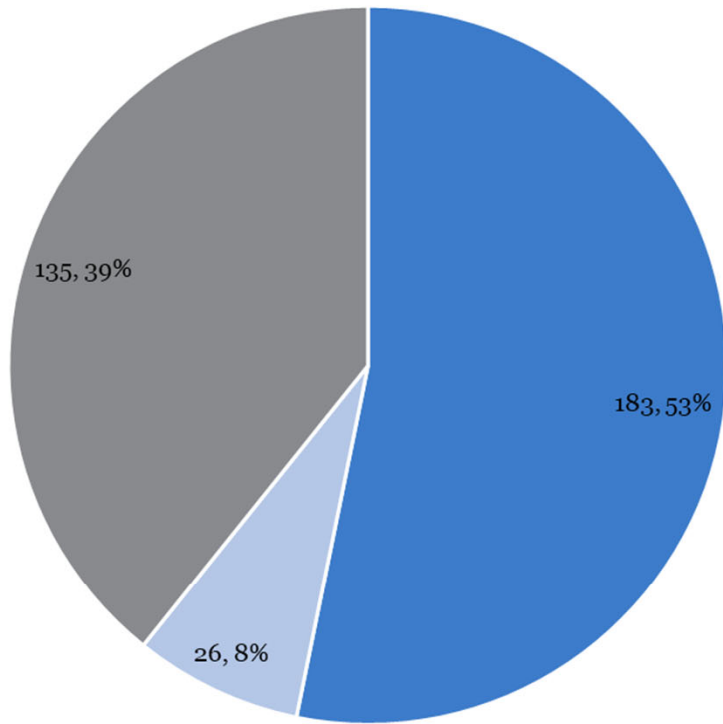


Licensed Bed Summary

Initial Beds Closed Beds Total Beds

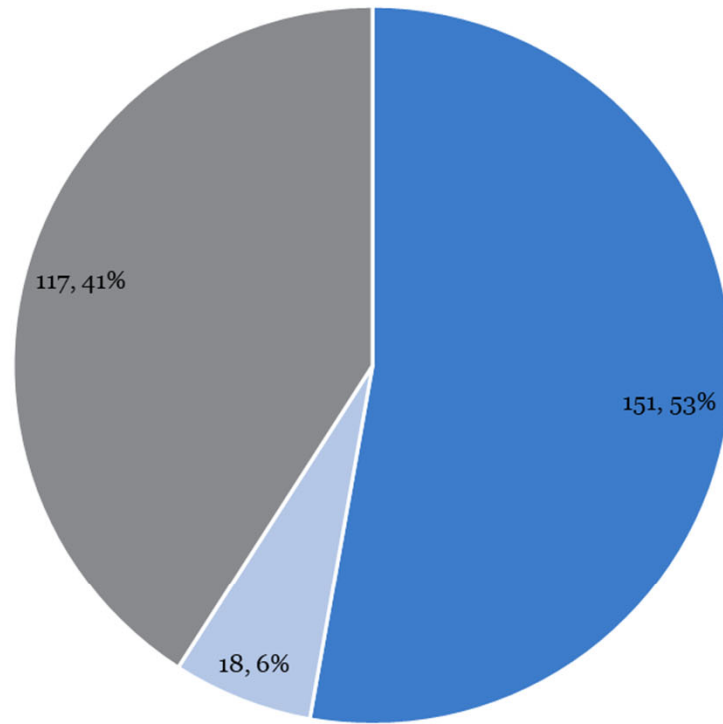


Breakdown of Foster Homes by License Type
NWF Health Network - West



- Child Specific (Level I)
- Enhanced/Specialized (Level IIE-V)
- Non-Child Specific (Level II)

Breakdown of Foster Homes by License Type
NWF Health Network - East



- Child Specific (Level I)
- Enhanced/Specialized (Level IIE-V)
- Non-Child Specific (Level II)