

Employment Statistics for Case Managers											May-26
CMO	Month	Case Managers					Turnover				
		Number on the First Day of the Month	New Hires	Number of Terminations	Number on Last Day of the Month	Net Change	Monthly	Calendar Year-to-Date	Fiscal Year-to-Date	Rolling Year (12-Month)	
Anchorage	May-26	14	0	1	13	-1	7.4%	7.7%	38.5%	51.9%	
Camelot Adoptions	May-26	1	0	0	1	0	0.0%	200.0%	333.3%	333.3%	
DISC Village	May-26	36	1	1	36	0	2.8%	37.1%	62.2%	62.2%	
Families First Network (FFN) - Case Management ⁵	May-26	88	4	7	85	-3	8.1%	30.7%	84.8%	91.9%	
CHS Adoptions	May-26	16	0	0	16	0	0.0%	6.5%	12.5%	12.5%	
Twin Oaks - Case Management & Adoptions	May-26	27	0	0	27	0	0.0%	14.8%	25.9%	25.9%	
NWF Health Network ⁵	May-26	182	5	9	178	-4	5.0%	27.7%	87.0%	92.2%	

Employment Statistics for Case Manager Supervisors											May-26
CMO	Month	Case Manager Supervisors					Turnover				
		Number on the First Day of the Month	New Hires	Number of Terminations	Number on Last Day of the Month	Net Change	Monthly	Calendar Year-to-Date	Fiscal Year-to-Date	Rolling Year (12-Month)	
Anchorage	May-26	3	0	0	3	0	0.0%	0.0%	0.0%	0.0%	
Camelot Adoptions	May-26	1	0	0	1	0	0.0%	0.0%	0.0%	0.0%	
DISC Village	May-26	8	0	0	8	0	0.0%	12.5%	20.0%	20.0%	
Families First Network (FFN) - Case Management ⁵	May-26	18	1	0	19	1	0.0%	10.8%	52.4%	53.7%	
CHS Adoptions	May-26	3	0	0	3	0	0.0%	0.0%	66.7%	66.7%	
Twin Oaks - Case Management & Adoptions	May-26	6	0	0	6	0	0.0%	0.0%	0.0%	0.0%	
NWF Health Network ⁵	May-26	39	1	0	40	1	0.0%	8.5%	57.5%	57.5%	

Caseload Averages ^{1, 4}											May-26
CMO/ Circuit/ Agency	Date	Case Managers		Children	Caseloads						
		Case Managers Taking Cases ²	Funded Case Manager/ Specialist FTEs ³	Children Assigned for Primary Supervision	Average Number of Children per Case Manager taking cases	Average Number of Children per funded FTE	# of Case Managers with >25 Children	% of Case Managers with >25 Children			
Anchorage	May-26	11	14	182	16.5	13.0	0	0.0%			
Camelot Adoptions	May-26	3	3	11	3.7	3.7	0	0.0%			
DISC Village	May-26	31	42	749	24.2	17.8	14	45.2%			
FamiliesFirst Network (FFN) Case Management	May-26	83	109	1468	17.7	13.5	14	16.9%			
CHS Adoptions	May-26	15	21	52	3.5	2.5	0	0.0%			
Twin Oaks Case Management	May-26	17	20	281	16.5	14.1	0	0.0%			
Twin Oaks Adoptions	May-26	6	7	35	5.8	5.0	0	0.0%			
Circuit 1	May-26	98	130	1520	15.5	11.7	14	14.3%			
Circuit 2	May-26	34	45	760	22.4	16.9	14	41.2%			
Circuit 14	May-26	34	41	498	14.6	12.1	0	0.0%			
NWF Health Network	May-26	166	216	2778	16.7	12.9	28	16.9%			

¹Change in Source Report beginning with February-2023 data. Source: NWFHN ad hoc report "NWFHN Caseload Report" derived from FSN

²Based on individuals with primary assignments in FSN

³FTE Updates: 7/24- Twin Oaks reduced from 24 to 23 case management FTE's. Disc reduced from 13 to 11 case management FTE's. Camelot CM FTE's increased from 36 to 38 and their adoptions FTE's decreased from 5 to 3. Overall NWF positions decreased from 228.75 to 225.75. 10/24- FFN Adoptions positions increased from 17 to 20 which increased overall NWF positions from 225.75 to 228.75. 1/25 - FFN CM Positions amended to 109. 2/25- Anchorage CM positions reduced from 16 to 15 and Twin Oaks CM positions reduced from 23 to 21. Disc CM positions reduced from 11 to 9. 3/25 - Camelot CM positions reduced from 38 to 34. 7/25 - Anchorage CM positions reduced from 15 to 14. Twin Oaks CM positions reduced from 21 to 20

⁴11/23- Caseload averages were separated for adoptions and case management for agencies that provide both services.

⁵FFN Adoptions contract ended 10/31/25 causing a large number of terminations for FFN.

	Children in Unlicensed Placements ¹	Children's Legal Staffing Rates - Attorney ³	Children's Legal Staffing Rates - Support Staff ³	Percentage of Required Home Visits ⁴
FamiliesFirst Network Case Management	0	-	-	99.8%
CHS Adoptions	0	-	-	95.1%
NWF Health Network - West/ Circuit 1	0	82.35%	93.75%	99.6%
Camelot Adoptions	0	-	-	100.0%
Disc	0	-	-	100.0%
Circuit 2	0	-	-	99.9%
Twin Oaks Case Management	0	-	-	100.0%
Twin Oaks Adoptions	0	-	-	100.0%
Anchorage	0	-	-	100.0%
Circuit 14	0	-	-	100.0%
NWF Health Network - East	0	80.00%	90.91%	100.0%
Northwest Region	0	-	-	99.8%

Percentage of Families Served by Case Type ⁵									
	Family Support Services			In-Home Services			Out-of-Home Services		
	Number of Children	Number of Families	Percent of Families	Number of Children	Number of Families	Percent of Families	Number of Children	Number of Families	Percent of Families
FamiliesFirst Network Case Management	-	-	-	573	295	37.7%	892	487	62.3%
CHS Adoptions	-	-	-	0	0	0.0%	52	36	100.0%
NWF Health Network - West/ Circuit 1	832	400	32.6%	589	301	24.5%	949	527	42.9%
Camelot Adoptions	-	-	-	0	0	0.0%	10	5	100.0%
Disc	-	-	-	444	222	56.2%	297	173	43.8%
Circuit 2	473	237	36.4%	452	227	34.9%	324	187	28.7%
Twin Oaks Case Management	-	-	-	98	47	31.3%	176	103	68.7%
Twin Oaks Adoptions	-	-	-	0	0	0.0%	35	23	100.0%
Anchorage	-	-	-	64	29	30.9%	118	65	69.1%
Circuit 14	217	101	27.0%	168	80	21.4%	333	193	51.6%
NWF Health Network - East	690	338	33.0%	620	307	30.0%	657	380	37.1%
Northwest Region	1522	738	32.8%	1209	608	27.0%	1606	907	40.3%

Licensing Data ^{6,7}							
	Recruitment Activities	Inquiries	Pre-Service Cycles Completed	Initial Homes	Closed Homes	Total Homes	Total Beds
Circuit 1 NWF Health Network Licensing	20	47	0	14	15	336	652
Circuit 1 Contract Provider Licensing	6	3	1	0	1	69	128
NWF Health Network West Licensing	26	50	1	14	16	405	780
Circuit 2 NWF Health Network Licensing	8	16	0	5	3	171	321
Circuit 2 Contract Provider Licensing ⁸				1	0	30	61
Circuit 14 NWF Health Network Licensing	21	6	0	5	7	121	203
Circuit 14 Contract Provider Licensing ⁸				0	0	11	12
NWF Health Network East Licensing	29	22	0	11	10	333	597
Northwest Region	55	72	1	25	26	738	1377

¹Data Source - NWFHN Placement Team Tracking

³Data Source - <https://www.myflfamilies.com/staffing-rates> on 04/06/2026

⁴Data Source - OCWDRU Report #1144

⁵Data Sources - OCWDRU Report #1331 and #1077

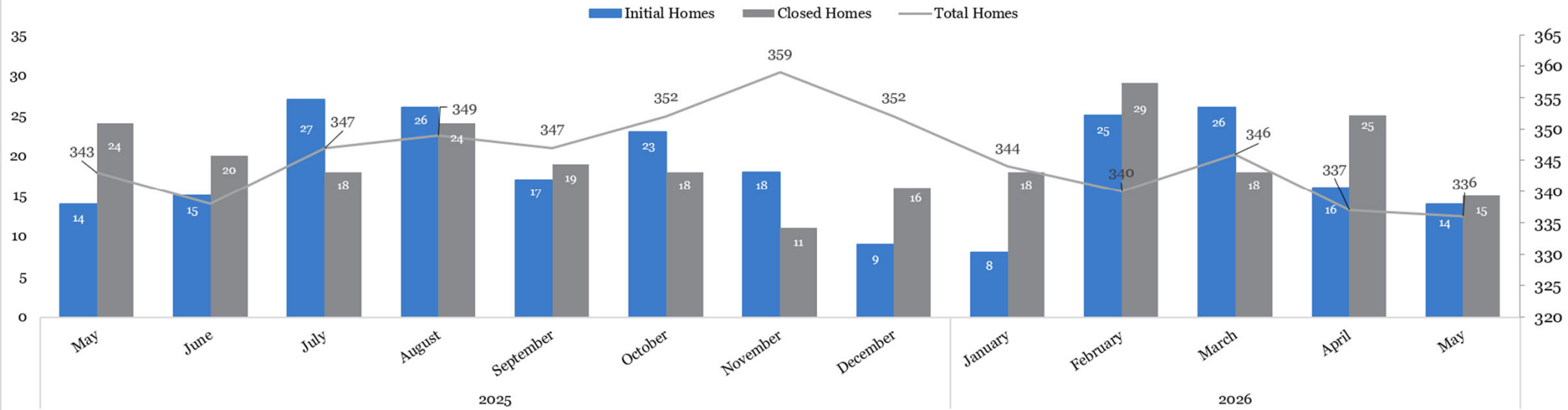
⁶NWF Health Network does not recruit or license group homes.

⁷Data source is NWF Licensing Tracking which uses OCWDRU Report #1268 and #1088

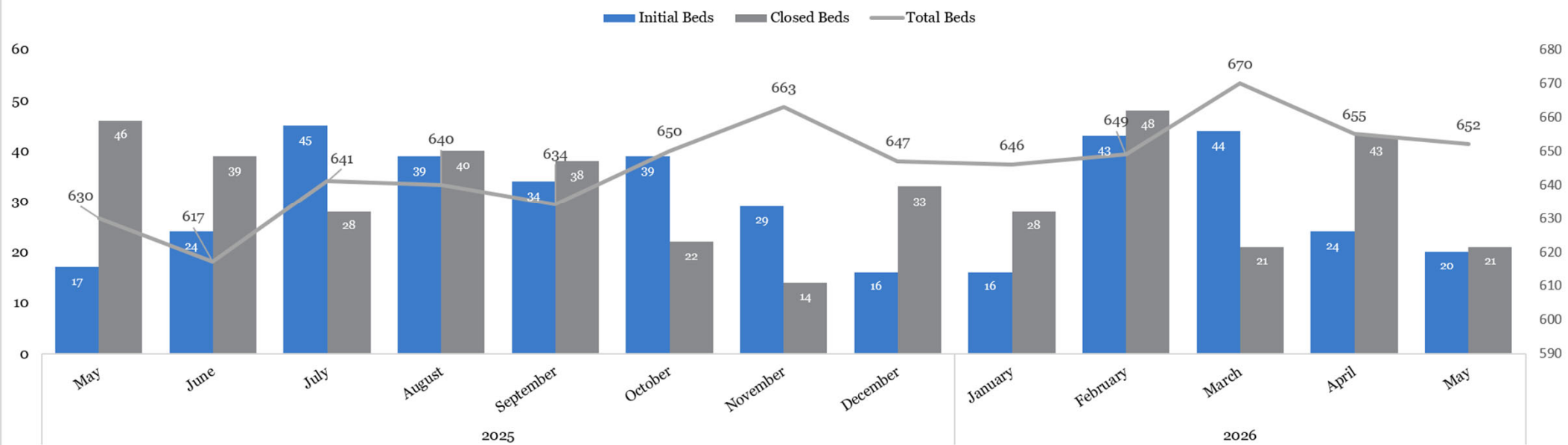
⁸NWF Health Network utilizes One More Child and Boystown foster homes in circuits 2 and 14 but does not have a contract so recruitment, inquiry, and pre-service data is not available.

NWF Health Network - West Licensing Summary

Licensed Home Summary

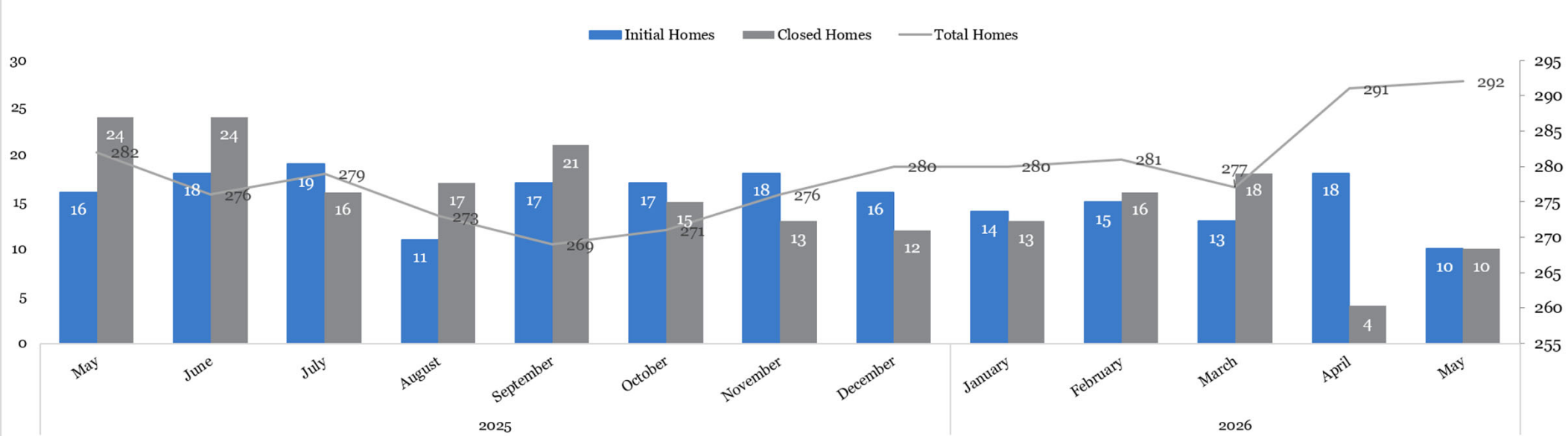


Licensed Bed Summary

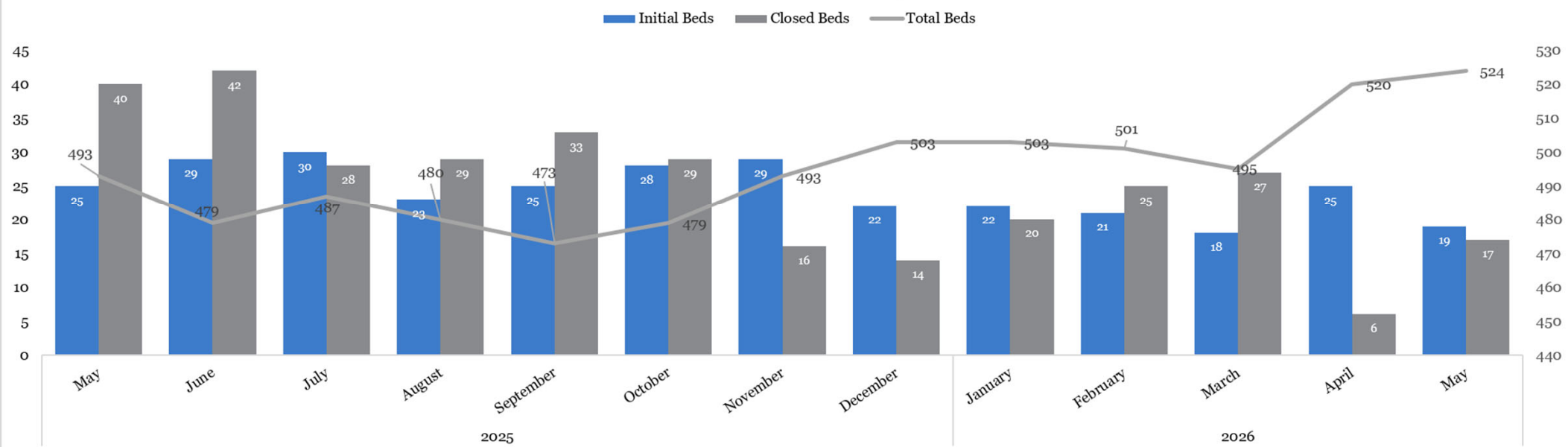


NWF Health Network - East Licensing Summary

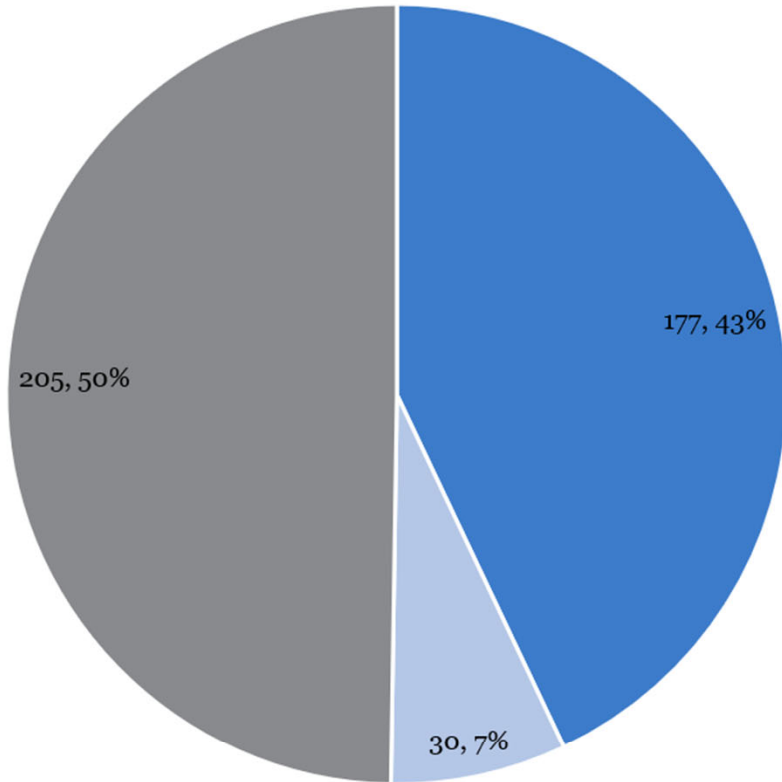
Licensed Home Summary



Licensed Bed Summary

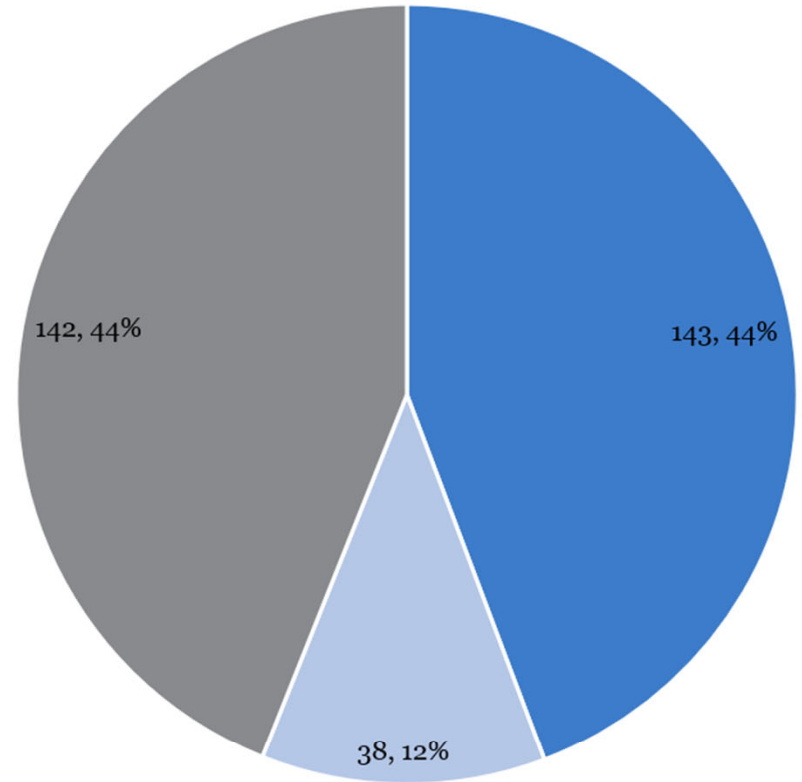


Breakdown of Foster Homes by License Type
NWF Health Network - East



- Child Specific (Level I)
- Enhanced/Specialized (Level IIE-V)
- Non-Child Specific (Level II)

Breakdown of Foster Homes by License Type
NWF Health Network - East



- Child Specific (Level I)
- Enhanced/Specialized (Level IIE-V)
- Non-Child Specific (Level II)